


# Anti-PDE8B antibody ab112024

画像数 2

### 製品の概要

---

製品名	Anti-PDE8B antibody
製品の詳細	Rabbit polyclonal to PDE8B
由来種	Rabbit
アプリケーション	<b>適用あり:</b> WB, IP
種交差性	<b>交差種:</b> Human <b>交差が予測される動物種:</b> Horse, Guinea pig, Cow, Dog, Pig, Chimpanzee, Rhesus monkey, Gorilla, Orangutan 
免疫原	Synthetic peptide, corresponding to a region within C terminal amino acids 835-885 of Human PDE8B (NP_003710.1)
ポジティブ・コントロール	Whole cell lysate from HeLa cells.
特記事項	<p>The Life Science industry has been in the grips of a reproducibility crisis for a number of years. Abcam is leading the way in addressing this with our range of recombinant monoclonal antibodies and knockout edited cell lines for gold-standard validation. Please check that this product meets your needs before purchasing.</p> <p>If you have any questions, special requirements or concerns, please send us an inquiry and/or contact our Support team ahead of purchase. Recommended alternatives for this product can be found below, along with publications, customer reviews and Q&amp;As</p>

### 製品の特性

---

製品の状態	Liquid
保存方法	Shipped at 4°C. Upon delivery aliquot and store at -20°C. Avoid freeze / thaw cycles.
バッファー	pH: 7 Preservative: 0.09% Sodium azide Constituent: 99% Tris citrate/phosphate
精製度	pH 7 to 8. Immunogen affinity purified
ポリ/モノ	ポリクローナル
アイソタイプ	IgG

## アプリケーション

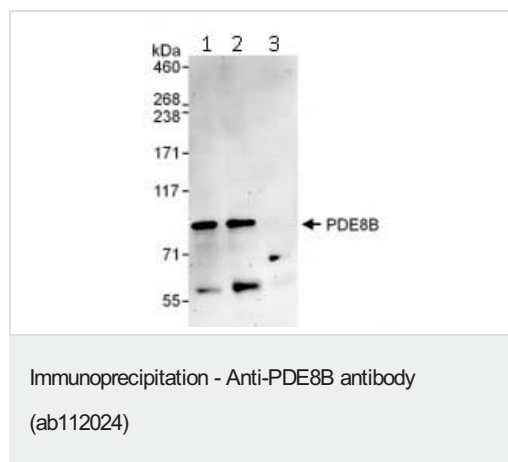
**The Abpromise guarantee** Abpromise保証は、次のテスト済みアプリケーションにおけるab112024の使用に適用されます  
アプリケーションノートには、推奨の開始希釈率がありますが、適切な希釈率につきましてはご検討ください。

アプリケーション	Abreviews	特記事項
WB		1/2000 - 1/10000. Predicted molecular weight: 99 kDa.
IP		Use at 2-5 µg/mg of lysate.

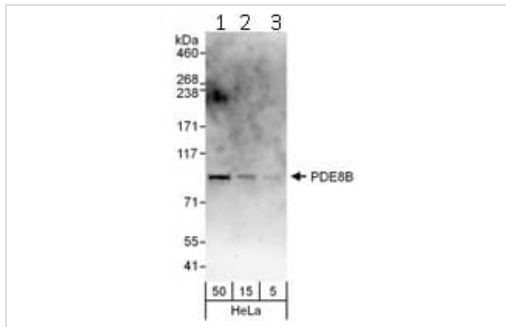
## ターゲット情報

機能	Hydrolyzes the second messenger cAMP, which is a key regulator of many important physiological processes. May be involved in specific signaling in the thyroid gland.
組織特異性	Abundantly expressed in the thyroid. Also very weakly expressed in brain, spinal cord and placenta. In the thyroid isoform 1 predominates, and isoforms 2 and 6 are also highly expressed. In the placenta isoforms 1 and 2 are expressed equally. In the brain isoform 2 predominates.
パスウェイ	Purine metabolism; 3',5'-cyclic AMP degradation; AMP from 3',5'-cyclic AMP: step 1/1.
関連疾患	Defects in PDE8B are the cause of striatal degeneration autosomal dominant (ADSD) [MIM:609161]. It is a movement disorder affecting the striatal part of the basal ganglia and characterized by bradykinesia, dysarthria and muscle rigidity. These symptoms resemble idiopathic Parkinson disease, but tremor is not present.
配列類似性	Belongs to the cyclic nucleotide phosphodiesterase family. PDE8 subfamily. Contains 1 PAS (PER-ARNT-SIM) domain.
ドメイン	Composed of a C-terminal catalytic domain containing two putative divalent metal sites and an N-terminal regulatory domain.

## 画像



Immunoprecipitation of PDE8B. Samples: Whole cell lysate from HeLa cells. 20% of IP loaded. Antibodies: Affinity purified rabbit anti-PDE8B antibody (ab112024) at 1 µg/ml. Lane 1- PDE8B was immunoprecipitated by rabbit anti-PDE8B antibody (ab112024) at 6 mcg/mg lysate. Lane 2- PDE8B was immunoprecipitated by an rabbit anti-PDE8B antibody that recognizes an upstream epitope. Lane 3- Rabbit IgG control. Detection: Chemiluminescence with exposure times of 3 minutes.



Western blot - Anti-PDE8B antibody (ab112024)

**All lanes :** Anti-PDE8B antibody (ab112024) at 0.4 µg/ml

**Lane 1 :** Whole cell extracts from HeLa cells at 50 µg

**Lane 2 :** Whole cell extracts from HeLa cells at 15 µg

**Lane 3 :** Whole cell extracts from HeLa cells at 5 µg

**Predicted band size:** 99 kDa

**Please note:** All products are "FOR RESEARCH USE ONLY. NOT FOR USE IN DIAGNOSTIC PROCEDURES"

### Our Abpromise to you: Quality guaranteed and expert technical support

- Replacement or refund for products not performing as stated on the datasheet
- Valid for 12 months from date of delivery
- Response to your inquiry within 24 hours
- We provide support in Chinese, English, French, German, Japanese and Spanish
- Extensive multi-media technical resources to help you
- We investigate all quality concerns to ensure our products perform to the highest standards

If the product does not perform as described on this datasheet, we will offer a refund or replacement. For full details of the Abpromise, please visit <https://www.abcam.co.jp/abpromise> or contact our technical team.

### Terms and conditions

- Guarantee only valid for products bought direct from Abcam or one of our authorized distributors