




Anti-PDCD4 (phospho S67) antibody ab73343

[1 Abreviews](#) [5 References](#) [画像数 1](#)

製品の概要

製品名	Anti-PDCD4 (phospho S67) antibody
製品の詳細	Rabbit polyclonal to PDCD4 (phospho S67)
由来種	Rabbit
アプリケーション	適用あり: WB
種交差性	交差種: Human 交差が予測される動物種: Mouse, Rat 
免疫原	Synthetic peptide corresponding to Human PDCD4 (phospho S67).  Run BLAST with ExPASy  Run BLAST with NCBI
特記事項	<p>The Life Science industry has been in the grips of a reproducibility crisis for a number of years. Abcam is leading the way in addressing this with our range of recombinant monoclonal antibodies and knockout edited cell lines for gold-standard validation. Please check that this product meets your needs before purchasing.</p> <p>If you have any questions, special requirements or concerns, please send us an inquiry and/or contact our Support team ahead of purchase. Recommended alternatives for this product can be found below, along with publications, customer reviews and Q&As</p>

製品の特性

製品の状態	Liquid
保存方法	Shipped at 4°C. Store at -20°C. Stable for 12 months at -20°C.
バッファー	pH: 7.40 Preservative: 0.02% Sodium azide Constituents: 50% Glycerol (glycerin, glycerine), 0.87% Sodium chloride, PBS Without Mg ²⁺ and Ca ²⁺
精製度	Immunogen affinity purified
特記事項 (精製)	ab73343 was affinity-purified from rabbit antiserum by affinity-chromatography using epitope-specific phosphopeptide. The antibody against non-phosphopeptide was removed by chromatography using non-phosphopeptide corresponding to the phosphorylation site.
ポリモノ	ポリクローナル
アイソタイプ	IgG

アプリケーション

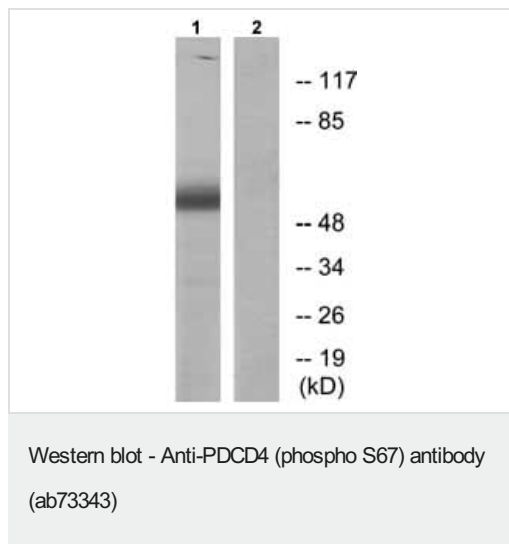
The Abpromise guarantee **Abpromise保証は、次のテスト済みアプリケーションにおけるab73343の使用に適用されます**
アプリケーションノートには、推奨の開始希釈率がありますが、適切な希釈率につきましてはご確認ください。

アプリケーション	Abreviews	特記事項
WB		1/500 - 1/1000. Detects a band of approximately 52 kDa (predicted molecular weight: 52 kDa).

ターゲット情報

機能	Inhibits translation initiation and cap-dependent translation. May exert its function by hindering the interaction between EIF4A1 and EIF4G. Inhibits the helicase activity of EIF4A. Modulates the activation of JUN kinase. Down-regulates the expression of MAP4K1, thus inhibiting events important in driving invasion, namely, MAPK85 activation and consequent JUN-dependent transcription. May play a role in apoptosis. Tumor suppressor. Inhibits tumor promoter-induced neoplastic transformation. Binds RNA.
組織特異性	Up-regulated in proliferative cells. Highly expressed in epithelial cells of the mammary gland. Reduced expression in lung cancer and colon carcinoma.
配列類似性	Belongs to the PDCD4 family. Contains 2 MI domains.
ドメイン	Binds EIF4A1 via both MI domains.
翻訳後修飾	Polyubiquitinated, leading to its proteasomal degradation. Rapidly degraded in response to mitogens. Phosphorylation of the phosphodegron promotes interaction with BTRC and proteasomal degradation.
細胞内局在	Nucleus. Cytoplasm. Shuttles between the nucleus and cytoplasm. Predominantly nuclear under normal growth conditions, and when phosphorylated at Ser-457. Exported from the nucleus in the absence of serum.

画像



All lanes : Anti-PDCD4 (phospho S67) antibody (ab73343) at 1/500 dilution

Lane 1 : HepG2 cell extract

Lane 2 : HepG2 cell extract with immunising phosphopeptide at 10 µg

Lysates/proteins at 30 µg per lane.

Predicted band size: 52 kDa

Observed band size: 52 kDa

Please note: All products are "FOR RESEARCH USE ONLY. NOT FOR USE IN DIAGNOSTIC PROCEDURES"

Our Abpromise to you: Quality guaranteed and expert technical support

- Replacement or refund for products not performing as stated on the datasheet
- Valid for 12 months from date of delivery
- Response to your inquiry within 24 hours
- We provide support in Chinese, English, French, German, Japanese and Spanish
- Extensive multi-media technical resources to help you
- We investigate all quality concerns to ensure our products perform to the highest standards

If the product does not perform as described on this datasheet, we will offer a refund or replacement. For full details of the Abpromise, please visit <https://www.abcam.co.jp/abpromise> or contact our technical team.

Terms and conditions

- Guarantee only valid for products bought direct from Abcam or one of our authorized distributors