

Anti-PCCB antibody ab70416

画像数 3

製品の概要

製品名	Anti-PCCB antibody
製品の詳細	Mouse polyclonal to PCCB
由来種	Mouse
アプリケーション	適用あり: WB, IHC-P
種交差性	交差種: Human
免疫原	Recombinant full length protein within Human PCCB. The exact immunogen sequence used to generate this antibody is proprietary information. If additional detail on the immunogen is needed to determine the suitability of the antibody for your needs, please contact our Scientific Support team to discuss your requirements.
ポジティブ・コントロール	PCCB transfected 293T lysate and human liver tissue lysate.
特記事項	<p>The Life Science industry has been in the grips of a reproducibility crisis for a number of years. Abcam is leading the way in addressing this with our range of recombinant monoclonal antibodies and knockout edited cell lines for gold-standard validation. Please check that this product meets your needs before purchasing.</p> <p>If you have any questions, special requirements or concerns, please send us an inquiry and/or contact our Support team ahead of purchase. Recommended alternatives for this product can be found below, along with publications, customer reviews and Q&As</p>

製品の特性

製品の状態	Liquid
保存方法	Shipped at 4°C. Upon delivery aliquot and store at -20°C or -80°C. Avoid repeated freeze / thaw cycles.
バッファー	pH: 7.40 Constituent: 100% PBS
精製度	Protein A purified
ポリ/モノ	ポリクローナル
アイソタイプ	IgG

アプリケーション

The Abpromise guarantee

Abpromise保証は、次のテスト済みアプリケーションにおけるab70416の使用に適用されます

アプリケーションノートには、推奨の開始希釈率がありますが、適切な希釈率につきましてはご検討ください。

アプリケーション	Abreviews	特記事項
WB		1/500 - 1/1000. Detects a band of approximately 58 kDa (predicted molecular weight: 58 kDa).
IHC-P		Use a concentration of 1 µg/ml. Perform heat mediated antigen retrieval with citrate buffer pH 6 before commencing with IHC staining protocol.

ターゲット情報

パスウェイ

Metabolic intermediate metabolism; propanoyl-CoA degradation; succinyl-CoA from propanoyl-CoA: step 1/3.

関連疾患

Defects in PCCB are the cause of propionic acidemia type II (PA-2) [MIM:606054]. PA-2 is a life-threatening disease characterized by episodic vomiting, lethargy and ketosis, neutropenia, periodic thrombocytopenia, hypogammaglobulinemia, developmental retardation, and intolerance to protein.


配列類似性

Belongs to the AccD/PCCB family.
Contains 1 carboxyltransferase domain.

細胞内局在

Mitochondrion matrix.

画像




Anti-PCCB antibody (ab70416) at 1/500 dilution + human liver tissue lysate at 25 µg

Secondary

Goat Anti-Mouse IgG (H&L)-HRP at 1/2500 dilution

Predicted band size: 58 kDa

Observed band size: 60 kDa



All lanes : Anti-PCCB antibody (ab70416) at 1/500 dilution

Lane 1 : PCCB transfected 293T lysate

Lane 2 : Non-transfected 293T lysate

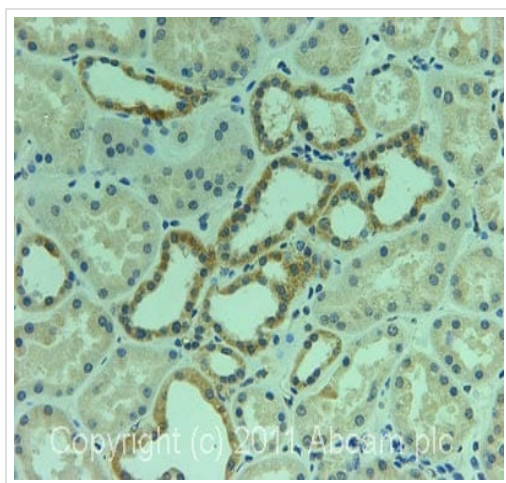
Lysates/proteins at 25 µg per lane.

Secondary

All lanes : Goat Anti-Mouse IgG (H&L)-HRP at 1/2500 dilution

Predicted band size: 58 kDa

Observed band size: 55 kDa



Immunohistochemistry (Formalin/PFA-fixed paraffin-embedded sections) - Anti-PCCB antibody (ab70416)

IHC image of ab70416 staining in normal human kidney formalin fixed paraffin embedded tissue section, performed on a Leica Bond™ system using the standard protocol F. The section was pre-treated using heat mediated antigen retrieval with sodium citrate buffer (pH6, epitope retrieval solution 1) for 20 mins. The section was then incubated with ab70416, 5µg/ml, for 15 mins at room temperature and detected using an HRP conjugated compact polymer system. DAB was used as the chromogen. The section was then counterstained with haematoxylin and mounted with DPX.

For other IHC staining systems (automated and non-automated) customers should optimize variable parameters such as antigen retrieval conditions, primary antibody concentration and antibody incubation times.

Please note: All products are "FOR RESEARCH USE ONLY. NOT FOR USE IN DIAGNOSTIC PROCEDURES"

Our Abpromise to you: Quality guaranteed and expert technical support

- Replacement or refund for products not performing as stated on the datasheet
- Valid for 12 months from date of delivery
- Response to your inquiry within 24 hours
- We provide support in Chinese, English, French, German, Japanese and Spanish
- Extensive multi-media technical resources to help you
- We investigate all quality concerns to ensure our products perform to the highest standards

If the product does not perform as described on this datasheet, we will offer a refund or replacement. For full details of the Abpromise, please visit <https://www.abcam.co.jp/abpromise> or contact our technical team.

Terms and conditions

- Guarantee only valid for products bought direct from Abcam or one of our authorized distributors