



Anti-PBR antibody ab104546

画像数 3

製品の概要

製品名	Anti-PBR antibody
製品の詳細	Goat polyclonal to PBR
由来種	Goat
アプリケーション	適用あり: IHC-P, WB
種交差性	交差種: Human
免疫原	Synthetic peptide: C-RDNHGWRGGRRRLPE , corresponding to C terminal amino acids 156-169 of Human PBR.  Run BLAST with  Run BLAST with
ポジティブ・コントロール	Human colon and kidney tissues; Human Brain lysate.
特記事項	<p>The Life Science industry has been in the grips of a reproducibility crisis for a number of years. Abcam is leading the way in addressing this with our range of recombinant monoclonal antibodies and knockout edited cell lines for gold-standard validation. Please check that this product meets your needs before purchasing.</p> <p>If you have any questions, special requirements or concerns, please send us an inquiry and/or contact our Support team ahead of purchase. Recommended alternatives for this product can be found below, along with publications, customer reviews and Q&As</p>

製品の特性

製品の状態	Liquid
保存方法	Shipped at 4°C. Upon delivery aliquot and store at -20°C. Avoid freeze / thaw cycles.
バッファー	pH: 7.30 Preservative: 0.02% Sodium azide Constituents: 0.5% BSA, Tris buffered saline
精製度	Immunogen affinity purified
ポリ/モノ	ポリクローナル
アイソタイプ	IgG

アプリケーション

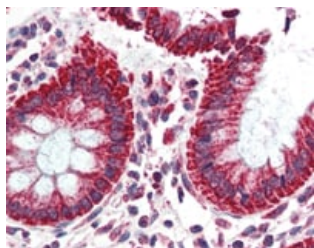
The Abpromise guarantee **Abpromise保証は、** 次のテスト済みアプリケーションにおけるab104546の使用に適用されます
 アプリケーションノートには、推奨の開始希釈率がありますが、適切な希釈率につきましてはご検討ください。

アプリケーション	Abreviews	特記事項
IHC-P		Use a concentration of 2.5 µg/ml. Perform heat mediated antigen retrieval with citrate buffer pH 6 before commencing with IHC staining protocol.
WB		Use a concentration of 0.1 µg/ml. Predicted molecular weight: 19 kDa.

ターゲット情報

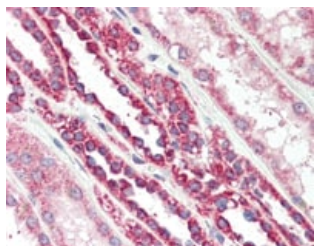
機能	Responsible for the manifestation of peripheral-type benzodiazepine recognition sites and is most likely to comprise binding domains for benzodiazepines and isoquinoline carboxamides. May play a role in the transport of porphyrins and heme. Plays a role in the transport of cholesterol across mitochondrial membranes in steroidogenic cells.
組織特異性	Found in many tissue types. Expressed at the highest levels under normal conditions in tissues that synthesize steroids.
配列類似性	Belongs to the TspO/BZRP family.
細胞内局在	Mitochondrion membrane.

画像



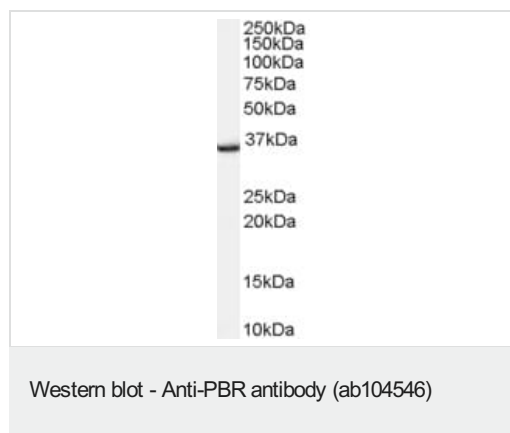
Immunohistochemistry (Formalin/PFA-fixed paraffin-embedded sections) - Anti-PBR antibody (ab104546)

ab104546 at 2.5µg/ml staining PBR in Human colon by Immunohistochemistry, Formalin-fixed, Paraffin-embedded tissue followed by biotinylated anti-goat IgG secondary antibody, alkaline phosphatase-streptavidin and chromogen.



Immunohistochemistry (Formalin/PFA-fixed paraffin-embedded sections) - Anti-PBR antibody (ab104546)

ab104546 at 2.5µg/ml staining PBR in Human kidney by Immunohistochemistry, Formalin-fixed, Paraffin-embedded tissue followed by biotinylated anti-goat IgG secondary antibody, alkaline phosphatase-streptavidin and chromogen.



Anti-PBR antibody (ab104546) at 0.1 µg/ml + Human Brain lysate
at 35 µg/ml

Developed using the ECL technique.

Predicted band size: 19 kDa

Please note: All products are "FOR RESEARCH USE ONLY. NOT FOR USE IN DIAGNOSTIC PROCEDURES"

Our Abpromise to you: Quality guaranteed and expert technical support

- Replacement or refund for products not performing as stated on the datasheet
- Valid for 12 months from date of delivery
- Response to your inquiry within 24 hours
- We provide support in Chinese, English, French, German, Japanese and Spanish
- Extensive multi-media technical resources to help you
- We investigate all quality concerns to ensure our products perform to the highest standards

If the product does not perform as described on this datasheet, we will offer a refund or replacement. For full details of the Abpromise, please visit <https://www.abcam.co.jp/abpromise> or contact our technical team.

Terms and conditions

- Guarantee only valid for products bought direct from Abcam or one of our authorized distributors