





Anti-Parotid secretory protein antibody ab121028

画像数 1

製品の概要

製品名	Anti-Parotid secretory protein antibody
製品の詳細	Goat polyclonal to Parotid secretory protein
由来種	Goat
アプリケーション	適用あり: ICC/IF
種交差性	交差種: Mouse
免疫原	Synthetic peptide corresponding to Mouse Parotid secretory protein aa 100-200 (internal sequence).  Run BLAST with   Run BLAST with 
ポジティブ・コントロール	ICC/IF: Mouse Submandibular gland cells
特記事項	<p>The Life Science industry has been in the grips of a reproducibility crisis for a number of years. Abcam is leading the way in addressing this with our range of recombinant monoclonal antibodies and knockout edited cell lines for gold-standard validation. Please check that this product meets your needs before purchasing.</p> <p>If you have any questions, special requirements or concerns, please send us an inquiry and/or contact our Support team ahead of purchase. Recommended alternatives for this product can be found below, along with publications, customer reviews and Q&As</p>

製品の特性

製品の状態	Liquid
保存方法	Shipped at 4°C. Upon delivery aliquot. Store at -20°C or -80°C. Avoid freeze / thaw cycle.
バッファー	pH: 7.30 Preservative: 0.02% Sodium azide Constituents: 99.48% Tris buffered saline, 0.5% BSA
精製度	Immunogen affinity purified
ポリ/モノ	ポリクローナル
アイソタイプ	IgG

アプリケーション

The Abpromise guarantee

Abpromise保証は、次のテスト済みアプリケーションにおけるab121028の使用に適用されます

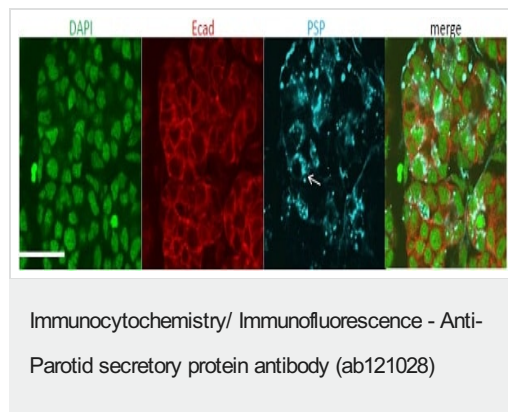
アプリケーションノートには、推奨の開始希釈率がありますが、適切な希釈率につきましてはご検討ください。

アプリケーション	Abreviews	特記事項
ICC/IF		Use a concentration of 4 µg/ml.

ターゲット情報

組織特異性	Detected in submandibular gland.
配列類似性	Belongs to the BPI/LBP/Plunc superfamily. Plunc family.
細胞内局在	Secreted.

画像



Immunocytochemistry/immunofluorescence analysis of mouse submandibular gland cells labelling parotid secretory protein with ab121028 at 4 µg/mL (blue). Cells were fixed with 4% paraformaldehyde and permeabilized with 0.1% Triton X-100. Cells were counterstained with Ecad at 1/200 dilution (red). Nuclear DNA was labelled with DAPI (green).

Please note: All products are "FOR RESEARCH USE ONLY. NOT FOR USE IN DIAGNOSTIC PROCEDURES"

Our Abpromise to you: Quality guaranteed and expert technical support

- Replacement or refund for products not performing as stated on the datasheet
- Valid for 12 months from date of delivery
- Response to your inquiry within 24 hours
- We provide support in Chinese, English, French, German, Japanese and Spanish
- Extensive multi-media technical resources to help you
- We investigate all quality concerns to ensure our products perform to the highest standards

If the product does not perform as described on this datasheet, we will offer a refund or replacement. For full details of the Abpromise, please visit <https://www.abcam.co.jp/abpromise> or contact our technical team.

Terms and conditions

- Guarantee only valid for products bought direct from Abcam or one of our authorized distributors

