




Anti-PACAP receptor/ADCYAP1R1 antibody ab28670

★★★★★ [1 Abreviews](#) [4 References](#) [画像数 1](#)

製品の概要

製品名	Anti-PACAP receptor/ADCYAP1R1 antibody
製品の詳細	Rabbit polyclonal to PACAP receptor/ADCYAP1R1
由来種	Rabbit
アプリケーション	適用あり: IHC-P
種交差性	交差種: Human 交差が予測される動物種: Mouse, Rat, Cow 
免疫原	Synthetic peptide corresponding to Human PACAP receptor/ADCYAP1R1 aa 400-500 conjugated to keyhole limpet haemocyanin. Database link: P41586 <div>  Run BLAST with  Run BLAST with </div>
ポジティブ・コントロール	IHC-P: Human myenteric ganglia cells of the small intestine.
特記事項	<p>The Life Science industry has been in the grips of a reproducibility crisis for a number of years. Abcam is leading the way in addressing this with our range of recombinant monoclonal antibodies and knockout edited cell lines for gold-standard validation. Please check that this product meets your needs before purchasing.</p> <p>If you have any questions, special requirements or concerns, please send us an inquiry and/or contact our Support team ahead of purchase. Recommended alternatives for this product can be found below, along with publications, customer reviews and Q&As</p>

製品の特性

製品の状態	Liquid
保存方法	Shipped at 4°C. Upon delivery aliquot and store at -20°C. Avoid freeze / thaw cycles.
バッファー	Preservative: 0.05% Sodium azide Constituent: Whole serum
精製度	Whole antiserum
ポリ/モノ	ポリクローナル
アイソタイプ	IgG

アプリケーション

The Abpromise guarantee

Abpromise保証は、次のテスト済みアプリケーションにおけるab28670の使用に適用されます

アプリケーションノートには、推奨の開始希釈率がありますが、適切な希釈率につきましてはご検討ください。

アプリケーション	Abreviews	特記事項
IHC-P		1/500.

ターゲット情報

機能	This is a receptor for PACAP-27 and PACAP-38. The activity of this receptor is mediated by G proteins which activate adenylyl cyclase. May regulate the release of adrenocorticotropin, luteinizing hormone, growth hormone, prolactin, epinephrine, and catecholamine. May play a role in spermatogenesis and sperm motility. Causes smooth muscle relaxation and secretion in the gastrointestinal tract.
組織特異性	Most abundant in the brain, low expression in the lung, liver, thymus, spleen, pancreas and placenta.
配列類似性	Belongs to the G-protein coupled receptor 2 family.
細胞内局在	Cell membrane.

画像



Immunohistochemistry (Formalin/PFA-fixed paraffin-embedded sections) - Anti-PACAP receptor/ADCYAP1R1 antibody (ab28670)

ab28670 staining Human PACAP receptor/ADCYAP1R1 in human myenteric ganglia cells of the small intestine by immunohistochemistry using paraffin embedded tissue.

Please note: All products are "FOR RESEARCH USE ONLY. NOT FOR USE IN DIAGNOSTIC PROCEDURES"

Our Abpromise to you: Quality guaranteed and expert technical support

- Replacement or refund for products not performing as stated on the datasheet
- Valid for 12 months from date of delivery
- Response to your inquiry within 24 hours
- We provide support in Chinese, English, French, German, Japanese and Spanish
- Extensive multi-media technical resources to help you
- We investigate all quality concerns to ensure our products perform to the highest standards

If the product does not perform as described on this datasheet, we will offer a refund or replacement. For full details of the Abpromise, please visit <https://www.abcam.co.jp/abpromise> or contact our technical team.

Terms and conditions

- Guarantee only valid for products bought direct from Abcam or one of our authorized distributors