




### Anti-P2X4 antibody ab77434

画像数 1

#### 製品の概要

製品名	Anti-P2X4 antibody
製品の詳細	Goat polyclonal to P2X4
由来種	Goat
アプリケーション	適用あり: WB
種交差性	交差種: Human 交差が予測される動物種: Cow, Dog 
免疫原	Synthetic peptide corresponding to Human P2X4 (C terminal). Sequence: C-YREKKYKYVEDYEQ  Database link: <a href="#">NP_002551.2</a> <div>  <a href="#">Run BLAST with</a>  <a href="#">Run BLAST with</a> </div>
特記事項	<p>The Life Science industry has been in the grips of a reproducibility crisis for a number of years. Abcam is leading the way in addressing this with our range of recombinant monoclonal antibodies and knockout edited cell lines for gold-standard validation. Please check that this product meets your needs before purchasing.</p> <p>If you have any questions, special requirements or concerns, please send us an inquiry and/or contact our Support team ahead of purchase. Recommended alternatives for this product can be found below, along with publications, customer reviews and Q&amp;As</p>

#### 製品の特性

製品の状態	Liquid
保存方法	Shipped at 4°C. Upon delivery aliquot and store at -20°C. Avoid freeze / thaw cycles.
バッファー	pH: 7.30 Preservative: 0.02% Sodium azide Constituents: 0.5% BSA, Tris buffered saline
精製度	Immunogen affinity purified
特記事項(精製)	ab77434 is purified by ammonium sulphate precipitation followed by antigen affinity chromatography using the immunizing peptide.
ポリ/モノ	ポリクローナル

アイソタイプ

IgG

## アプリケーション

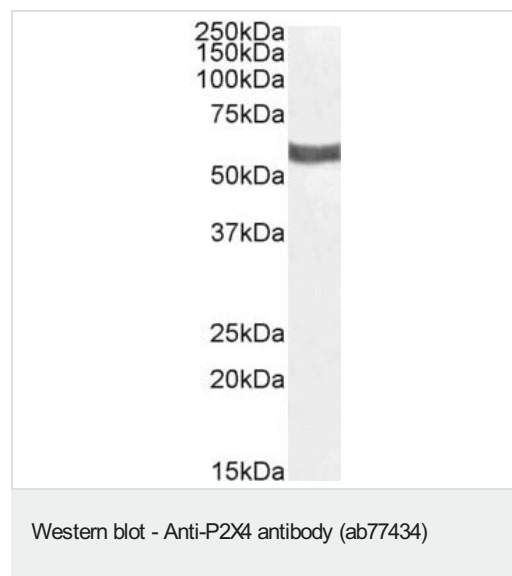
**The Abpromise guarantee** Abpromise保証は、 次のテスト済みアプリケーションにおけるab77434の使用に適用されます  
アプリケーションノートには、推奨の開始希釈率がありますが、適切な希釈率につきましてはご検討ください。

アプリケーション	Abreviews	特記事項
WB		Use a concentration of 0.3 - 1 µg/ml. Detects a band of approximately 60 kDa (predicted molecular weight: 43 kDa). 1 hour primary incubation is recommended for this product.

## ターゲット情報

機能	Receptor for ATP that acts as a ligand-gated ion channel. This receptor is insensitive to the antagonists PPADS and suramin.
配列類似性	Belongs to the P2X receptor family.
細胞内局在	Membrane.

## 画像



Anti-P2X4 antibody (ab77434) at 1 µg/ml + Human Kidney Lysate

**Predicted band size:** 43 kDa

**Please note:** All products are "FOR RESEARCH USE ONLY. NOT FOR USE IN DIAGNOSTIC PROCEDURES"

## Our Abpromise to you: Quality guaranteed and expert technical support

- Replacement or refund for products not performing as stated on the datasheet
- Valid for 12 months from date of delivery
- Response to your inquiry within 24 hours

- We provide support in Chinese, English, French, German, Japanese and Spanish
- Extensive multi-media technical resources to help you
- We investigate all quality concerns to ensure our products perform to the highest standards

If the product does not perform as described on this datasheet, we will offer a refund or replacement. For full details of the Abpromise, please visit <https://www.abcam.co.jp/abpromise> or contact our technical team.

#### **Terms and conditions**

---

- Guarantee only valid for products bought direct from Abcam or one of our authorized distributors