


Anti-OPRT antibody ab155763

1 References [画像数 3](#)

医薬用外劇物

製品の概要

製品名	Anti-OPRT antibody
製品の詳細	Rabbit polyclonal to OPRT
由来種	Rabbit
アプリケーション	適用あり: WB, IHC-P, ICC/IF
種交差性	交差種: Human 交差が予測される動物種: Mouse, Rat, Cow 
免疫原	Recombinant fragment corresponding to Human OPRT aa 217-466. Database link: P11172
ポジティブ・コントロール	HeLa and HCT116 whole cell lysates; HeLa cells; Human colon cancer tissue.
特記事項	<p>The Life Science industry has been in the grips of a reproducibility crisis for a number of years. Abcam is leading the way in addressing this with our range of recombinant monoclonal antibodies and knockout edited cell lines for gold-standard validation. Please check that this product meets your needs before purchasing.</p> <p>If you have any questions, special requirements or concerns, please send us an inquiry and/or contact our Support team ahead of purchase. Recommended alternatives for this product can be found below, along with publications, customer reviews and Q&As</p>

製品の特性

製品の状態	Liquid
保存方法	Shipped at 4°C. Upon delivery aliquot. Store at -20°C or -80°C. Avoid freeze / thaw cycle.
バッファー	pH: 7.00 Preservative: 0.01% Thimerosal (merthiolate) Constituents: 1.21% Tris, 0.75% Glycine, 20% Glycerol (glycerin, glycerine)
精製度	Immunogen affinity purified
ポリ/モノ	ポリクローナル
アイソタイプ	IgG

アプリケーション

The Abpromise guarantee **Abpromise保証は、**次のテスト済みアプリケーションにおけるab155763の使用に適用されます
アプリケーションノートには、推奨の開始希釈率がありますが、適切な希釈率につきましてはご確認ください。

アプリケーション	Abreviews	特記事項
WB		1/500 - 1/3000. Predicted molecular weight: 52 kDa.
IHC-P		1/100 - 1/1000. Perform heat mediated antigen retrieval with citrate buffer pH 6 before commencing with IHC staining protocol.
ICC/IF		1/100 - 1/1000.

ターゲット情報

パスウェイ

Pyrimidine metabolism; UMP biosynthesis via de novo pathway; UMP from orotate: step 1/2.
Pyrimidine metabolism; UMP biosynthesis via de novo pathway; UMP from orotate: step 2/2.

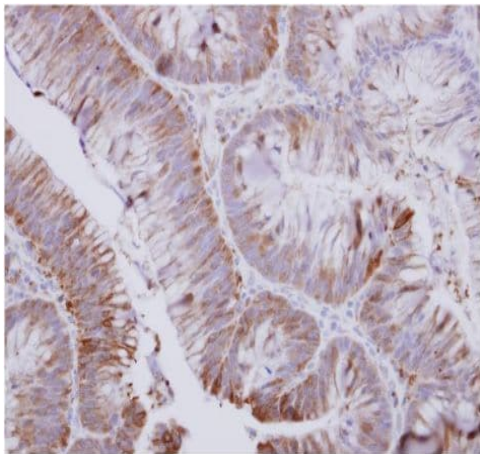
関連疾患

Defects in UMPS are the cause of orotic aciduria type 1 (ORAC1) [MIM:258900]. A disorder of pyrimidine metabolism resulting in megaloblastic anemia and orotic acid crystalluria that is frequently associated with some degree of physical and mental retardation. A minority of cases have additional features, particularly congenital malformations and immune deficiencies.

配列類似性

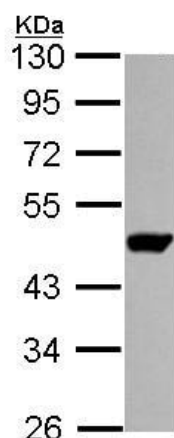
In the N-terminal section; belongs to the purine/pyrimidine phosphoribosyltransferase family.
In the C-terminal section; belongs to the OMP decarboxylase family.

画像



Immunohistochemical analysis of paraffin-embedded Human colon cancer tissue labeling OPRT with ab155763 at 1/500 dilution.

Immunohistochemistry (Formalin/PFA-fixed paraffin-embedded sections) - Anti-OPRT antibody (ab155763)

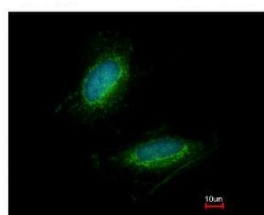
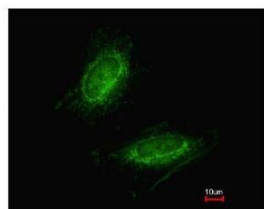


Western blot - Anti-OPRT antibody (ab155763)

Anti-OPRT antibody (ab155763) at 1/1000 dilution + HeLa whole cell lysate at 30 µg

Predicted band size: 52 kDa

10% SDS PAGE



Immunocytochemistry/ Immunofluorescence - Anti-OPRT antibody (ab155763)

Immunofluorescence analysis of methanol-fixed HeLa cells labeling OPRT with ab155763 at 1/200 dilution (green). The image in the lower panel is costained with Hoechst 33342 (blue).

Please note: All products are "FOR RESEARCH USE ONLY. NOT FOR USE IN DIAGNOSTIC PROCEDURES"

Our Abpromise to you: Quality guaranteed and expert technical support

- Replacement or refund for products not performing as stated on the datasheet
- Valid for 12 months from date of delivery
- Response to your inquiry within 24 hours
- We provide support in Chinese, English, French, German, Japanese and Spanish
- Extensive multi-media technical resources to help you
- We investigate all quality concerns to ensure our products perform to the highest standards

If the product does not perform as described on this datasheet, we will offer a refund or replacement. For full details of the Abpromise,

please visit <https://www.abcam.co.jp/abpromise> or contact our technical team.

Terms and conditions

- Guarantee only valid for products bought direct from Abcam or one of our authorized distributors