

Anti-NRAP antibody ab122427

★★★★★ [1 Abreviews](#) [2 References](#) [画像数 4](#)

製品の概要

製品名	Anti-NRAP antibody
製品の詳細	Rabbit polyclonal to NRAP
由来種	Rabbit
アプリケーション	適用あり: IHC-P
種交差性	交差種: Human
免疫原	internal sequence amino acids 1309-1393 (RHDFVKER GK LIGPQSVRDD PRIQHCRRMG QLQSELQYRR GATSSQAQFH LPMDMVHLVH AKNAQALASD HDYRTQYHKF TALPE) of the Human NRAP protein (UniProt ID: Q86VF7). Run BLAST with ExPASy Run BLAST with NCBI
ポジティブ・コントロール	IHC-P: Human skeletal muscle and heart muscle tissue.
特記事項	<p>The Life Science industry has been in the grips of a reproducibility crisis for a number of years. Abcam is leading the way in addressing this with our range of recombinant monoclonal antibodies and knockout edited cell lines for gold-standard validation. Please check that this product meets your needs before purchasing.</p> <p>If you have any questions, special requirements or concerns, please send us an inquiry and/or contact our Support team ahead of purchase. Recommended alternatives for this product can be found below, along with publications, customer reviews and Q&As</p>

製品の特性

製品の状態	Liquid
保存方法	Shipped at 4°C. Upon delivery aliquot and store at -20°C. Avoid freeze / thaw cycles.
バッファー	pH: 7.2 Preservative: 0.02% Sodium azide Constituents: 59% PBS, 40% Glycerol (glycerin, glycerine)
精製度	Immunogen affinity purified
ポリ/モノ	ポリクローナル
アイソタイプ	IgG

アプリケーション

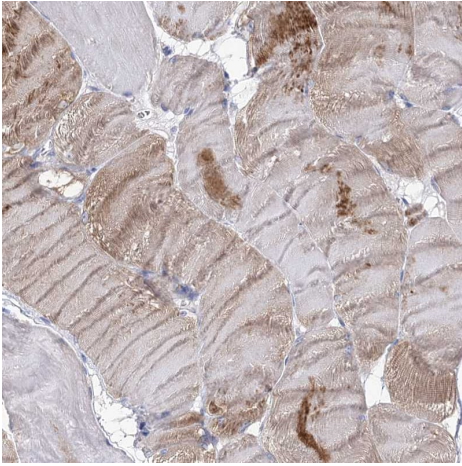
The Abpromise guarantee **Abpromise保証は、**次のテスト済みアプリケーションにおけるab122427の使用に適用されます
アプリケーションノートには、推奨の開始希釈率がありますが、適切な希釈率につきましてはご検討ください。

アプリケーション	Abreviews	特記事項
IHC-P		1/200 - 1/500. Perform heat mediated antigen retrieval with citrate buffer pH 6 before commencing with IHC staining protocol.

ターゲット情報

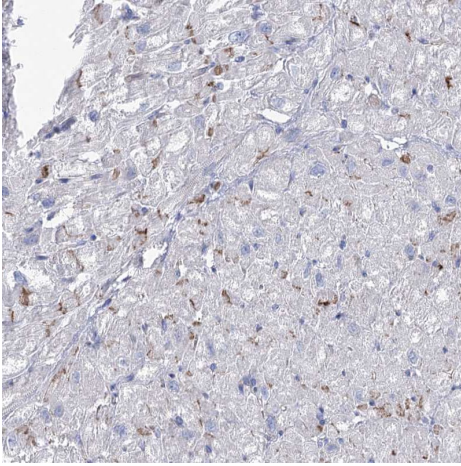
機能	May be involved in anchoring the terminal actin filaments in the myofibril to the membrane and in transmitting tension from the myofibrils to the extracellular matrix.
組織特異性	Expressed in cardiac and skeletal muscle.
配列類似性	Contains 1 LIM zinc-binding domain. Contains 44 nebulin repeats.
細胞内局在	Localized at the myotendinous junction in skeletal muscle and at the intercalated disk in cardiac muscle.

画像



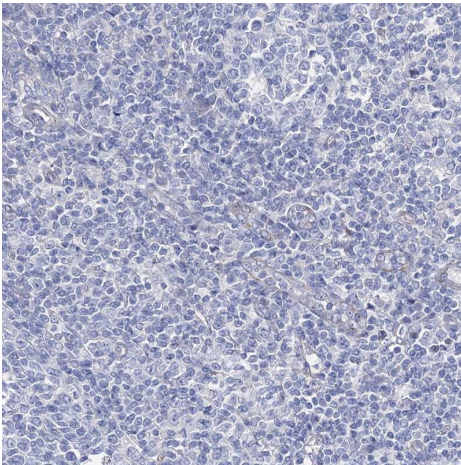
Immunohistochemistry (Formalin/PFA-fixed paraffin-embedded sections) - Anti-NRAP antibody (ab122427)

Immunohistochemistry (Formalin/PFA-fixed paraffin-embedded sections) analysis of human skeletal muscle tissue labelling NRAP with ab122427 at 1/200 dilution. Heat mediated antigen retrieval performed with citrate buffer pH 6 before commencing with IHC staining protocol.



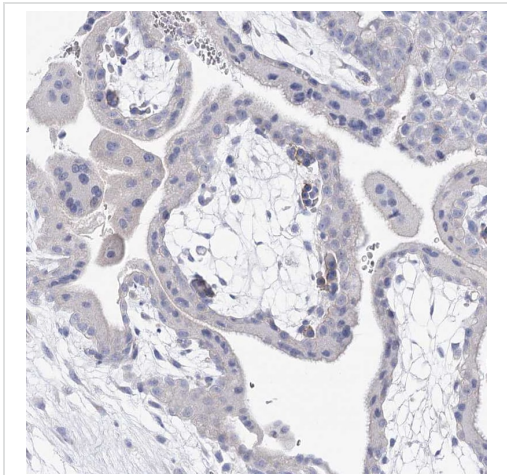
Immunohistochemistry (Formalin/PFA-fixed paraffin-embedded sections) - Anti-NRAP antibody (ab122427)

Immunohistochemistry (Formalin/PFA-fixed paraffin-embedded sections) analysis of human heart muscle tissue labelling NRAP with ab122427 at 1/200 dilution. Heat mediated antigen retrieval performed with citrate buffer pH 6 before commencing with IHC staining protocol.



Immunohistochemistry (Formalin/PFA-fixed paraffin-embedded sections) - Anti-NRAP antibody (ab122427)

Immunohistochemistry (Formalin/PFA-fixed paraffin-embedded sections) analysis of human tonsil tissue labelling NRAP with ab122427 at 1/200 dilution. Heat mediated antigen retrieval performed with citrate buffer pH 6 before commencing with IHC staining protocol.



Immunohistochemistry (Formalin/PFA-fixed paraffin-embedded sections) - Anti-NRAP antibody (ab122427)

Immunohistochemistry (Formalin/PFA-fixed paraffin-embedded sections) analysis of human placenta tissue labelling NRAP with ab122427 at 1/200 dilution. Heat mediated antigen retrieval performed with citrate buffer pH 6 before commencing with IHC staining protocol.

Please note: All products are "FOR RESEARCH USE ONLY. NOT FOR USE IN DIAGNOSTIC PROCEDURES"

Our Abpromise to you: Quality guaranteed and expert technical support

- Replacement or refund for products not performing as stated on the datasheet
- Valid for 12 months from date of delivery
- Response to your inquiry within 24 hours
- We provide support in Chinese, English, French, German, Japanese and Spanish
- Extensive multi-media technical resources to help you
- We investigate all quality concerns to ensure our products perform to the highest standards

If the product does not perform as described on this datasheet, we will offer a refund or replacement. For full details of the Abpromise, please visit <https://www.abcam.co.jp/abpromise> or contact our technical team.

Terms and conditions

- Guarantee only valid for products bought direct from Abcam or one of our authorized distributors