

Anti-NQO1 antibody ab97385

★★★★★ [2 Abreviews](#) [4 References](#) [画像数 4](#)

製品の概要

製品名	Anti-NQO1 antibody
製品の詳細	Rabbit polyclonal to NQO1
由来種	Rabbit
アプリケーション	適用あり: WB, IHC-P, ICC/IF
種交差性	交差種: Human
免疫原	Synthetic peptide contain a sequence corresponding to a region within amino acids 213 and 224 of Human NQO1 9(NP_000894).
ポジティブ・コントロール	293T, A431, H1299, HeLa, HepG2, MOLT4 and Raji cell lysates for WB; HeLa cells for IF; CL1-0 xenograft for IHC-P.
特記事項	<p>The Life Science industry has been in the grips of a reproducibility crisis for a number of years. Abcam is leading the way in addressing this with our range of recombinant monoclonal antibodies and knockout edited cell lines for gold-standard validation. Please check that this product meets your needs before purchasing.</p> <p>If you have any questions, special requirements or concerns, please send us an inquiry and/or contact our Support team ahead of purchase. Recommended alternatives for this product can be found below, along with publications, customer reviews and Q&As</p>

製品の特性

製品の状態	Liquid
保存方法	Shipped at 4°C. Upon delivery aliquot. Store at -20°C or -80°C. Avoid freeze / thaw cycle.
バッファー	<p>pH: 7.00</p> <p>Preservative: 0.025% Proclin 300</p> <p>Constituents: 79% PBS, 20% Glycerol (glycerin, glycerine)</p>
精製度	Immunogen affinity purified
ポリ/モノ	ポリクローナル
アイソタイプ	IgG

アプリケーション

The Abpromise guarantee

Abpromise保証は、次のテスト済みアプリケーションにおけるab97385の使用に適用されます

アプリケーションノートには、推奨の開始希釈率がありますが、適切な希釈率につきましてはご検討ください。

アプリケーション	Abreviews	特記事項
WB	★★★★★ (1)	1/500 - 1/3000. Predicted molecular weight: 31 kDa. In some tested cell lines double bands (~26-34kDa) are seen: 293T, A431, H1299, HeLa, HepG2.
IHC-P	★★★★★ (1)	1/100 - 1/500.
ICC/IF		1/100 - 1/200.

ターゲット情報

機能

The enzyme apparently serves as a quinone reductase in connection with conjugation reactions of hydroquinones involved in detoxification pathways as well as in biosynthetic processes such as the vitamin K-dependent gamma-carboxylation of glutamate residues in prothrombin synthesis.

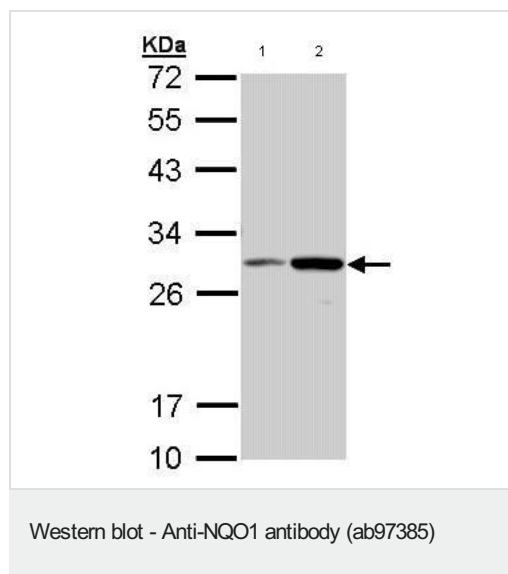
配列類似性

Belongs to the NAD(P)H dehydrogenase (quinone) family.

細胞内局在

Cytoplasm.

画像



All lanes : Anti-NQO1 antibody (ab97385) at 1/1000 dilution

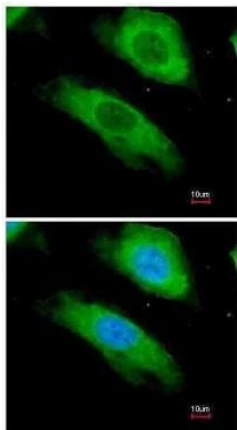
Lane 1 : MOLT4 whole cell lysate

Lane 2 : Raji whole cell lysate

Lysates/proteins at 30 µg per lane.

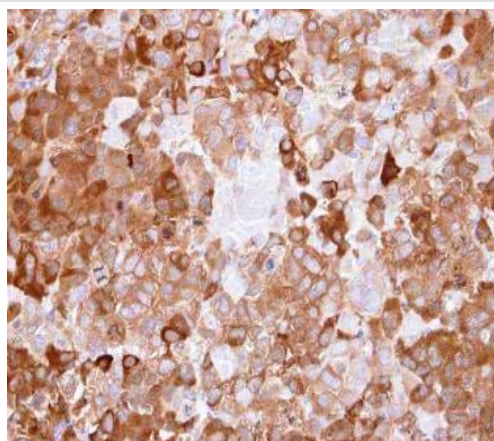
Predicted band size: 31 kDa

12% SDS PAGE



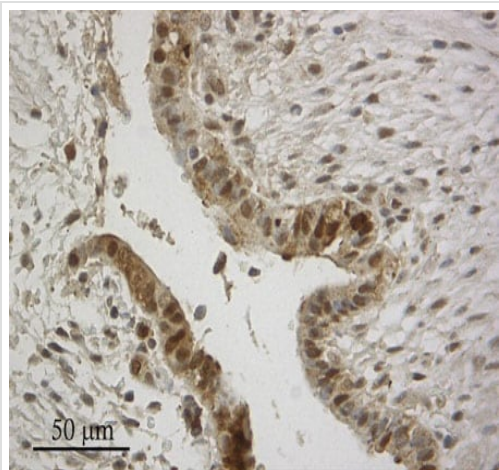
Immunofluorescence analysis of paraformaldehyde-fixed HeLa cells, using ab97385 at 1/200 dilution. Lower image merged with DNA probe.

Immunocytochemistry/ Immunofluorescence - Anti-NQO1 antibody (ab97385)



Immunohistochemical analysis of paraffin-embedded CL1-0 xenograft, using ab97385 at 1/500 dilution.

Immunohistochemistry (Formalin/PFA-fixed paraffin-embedded sections) - Anti-NQO1 antibody (ab97385)



Immunohistochemistry (Formalin/PFA-fixed paraffin-embedded sections) - Anti-NQO1 antibody (ab97385)

Image from Hevir N et al., Molecular and Cellular Endocrinology, Volume 367, Issue 1-2, March 2013, Pages 74-84. Fig 4.; doi: 10.1016/j.mce.2012.12.019. Epub 2012 Dec 28 with permission from Elsevier.

Immunohistochemical analysis of formalin-fixed, paraffin-embedded Human ovarian endometriosis tissue, staining NQO1 with ab97385.

Antigen retrieval was performed in sodium citrate buffer in a microwave oven. Samples were blocked with rabbit serum for one hour before incubating overnight with primary antibody (1/200). Stained was detected using DAB.

Please note: All products are "FOR RESEARCH USE ONLY. NOT FOR USE IN DIAGNOSTIC PROCEDURES"

Our Abpromise to you: Quality guaranteed and expert technical support

- Replacement or refund for products not performing as stated on the datasheet
- Valid for 12 months from date of delivery
- Response to your inquiry within 24 hours
- We provide support in Chinese, English, French, German, Japanese and Spanish
- Extensive multi-media technical resources to help you
- We investigate all quality concerns to ensure our products perform to the highest standards

If the product does not perform as described on this datasheet, we will offer a refund or replacement. For full details of the Abpromise, please visit <https://www.abcam.co.jp/abpromise> or contact our technical team.

Terms and conditions

- Guarantee only valid for products bought direct from Abcam or one of our authorized distributors