


Anti-NOXA2/p67phox antibody [EPR5064] ab109366

リコンビナント RabMAb[®]

★★★★☆ **3 Abreviews** **14 References** **画像数 3**

製品の概要

製品名	Anti-NOXA2/p67phox antibody [EPR5064]
製品の詳細	Rabbit monoclonal [EPR5064] to NOXA2/p67phox
由来種	Rabbit
アプリケーション	適用あり: WB, IHC-P 適用なし: Flow Cyt
種交差性	交差種: Human 交差が予測される動物種: Mouse, Rat 
免疫原	Synthetic peptide. This information is proprietary to Abcam and/or its suppliers.
ポジティブ・コントロール	Human spleen tissue. THP-1 cell lysate. HL-60 cells treated with dexamethasone, dimethyl sulfoxide, and TPA
特記事項	This product is a recombinant monoclonal antibody, which offers several advantages including: <ul style="list-style-type: none">- High batch-to-batch consistency and reproducibility- Improved sensitivity and specificity- Long-term security of supply- Animal-free production For more information see here . Our RabMAb [®] technology is a patented hybridoma-based technology for making rabbit monoclonal antibodies. For details on our patents, please refer to RabMAb[®] patents .

製品の特性

製品の状態	Liquid
保存方法	Shipped at 4°C. Store at -20°C. Stable for 12 months at -20°C.
バッファー	pH: 7.20 Preservative: 0.05% Sodium azide Constituents: 0.1% BSA, 40% Glycerol (glycerin, glycerine), 9.85% Tris glycine, 50% Tissue culture supernatant
精製度	Protein A purified
ポリ/モノ	モノクローナル

クローン名 EPR5064
アイソタイプ IgG

アプリケーション

The Abpromise guarantee **Abpromise保証は、**次のテスト済みアプリケーションにおけるab109366の使用に適用され
アプリケーションノートには、推奨の開始希釈率がありますが、適切な希釈率につきましてはご検討ください。

アプリケーション	Abreviews	特記事項
WB	★★★★☆ (3)	1/1000 - 1/10000. Predicted molecular weight: 60 kDa.
IHC-P		1/500 - 1/1000. Perform heat mediated antigen retrieval with citrate buffer pH 6 before commencing with IHC staining protocol.

追加情報 Is unsuitable for Flow Cyt.

ターゲット情報

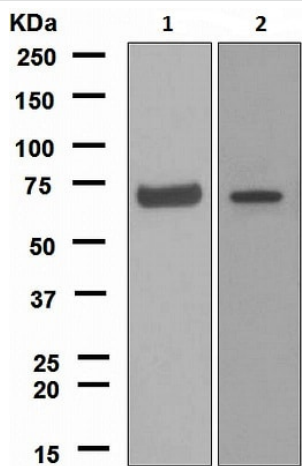
機能 NCF2, NCF1, and a membrane bound cytochrome b558 are required for activation of the latent NADPH oxidase (necessary for superoxide production).

関連疾患 Defects in NCF2 are a cause of chronic granulomatous disease autosomal recessive cytochrome-b-positive type 2 (CGD2) [MIM:233710]. Chronic granulomatous disease is a genetically heterogeneous disorder characterized by the inability of neutrophils and phagocytes to kill microbes that they have ingested. Patients suffer from life-threatening bacterial/fungal infections.

配列類似性 Belongs to the NCF2/NOXA1 family.
 Contains 1 OPR domain.
 Contains 2 SH3 domains.
 Contains 3 TPR repeats.

細胞内局在 Cytoplasm.

画像



Western blot - Anti-NOXA2/p67phox antibody [EPR5064] (ab109366)

All lanes : Anti-NOXA2/p67phox antibody [EPR5064] (ab109366) at 1/1000 dilution

Lane 1 : HL-60 cells treated with dexamethasone, dimethyl sulfoxide, and TPA

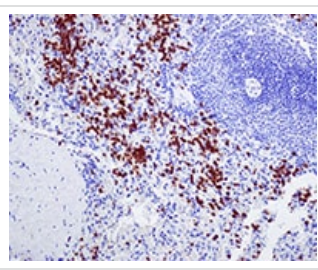
Lane 2 : THP-1 cell lysate

Lysates/proteins at 10 µg per lane.

Secondary

All lanes : HRP labelled Goat anti-Rabbit at 1/2000 dilution

Predicted band size: 60 kDa



Immunohistochemistry (Formalin/PFA-fixed paraffin-embedded sections) - Anti-NOXA2/p67phox antibody [EPR5064] (ab109366)

Immunohistochemical analysis of NOXA2/p67phox in paraffin-embedded Human spleen tissue using ab109366 at 1/500 dilution

Perform heat mediated antigen retrieval with citrate buffer pH 6 before commencing with IHC staining protocol.

Why choose a recombinant antibody?

 <p>Research with confidence Consistent and reproducible results</p>	 <p>Long-term and scalable supply Recombinant technology</p>
 <p>Success from the first experiment Confirmed specificity</p>	 <p>Ethical standards compliant Animal-free production</p>

Anti-NOXA2/p67phox antibody [EPR5064] (ab109366)

Please note: All products are "FOR RESEARCH USE ONLY. NOT FOR USE IN DIAGNOSTIC PROCEDURES"

Our Abpromise to you: Quality guaranteed and expert technical support

- Replacement or refund for products not performing as stated on the datasheet
- Valid for 12 months from date of delivery
- Response to your inquiry within 24 hours

- We provide support in Chinese, English, French, German, Japanese and Spanish
- Extensive multi-media technical resources to help you
- We investigate all quality concerns to ensure our products perform to the highest standards

If the product does not perform as described on this datasheet, we will offer a refund or replacement. For full details of the Abpromise, please visit <https://www.abcam.co.jp/abpromise> or contact our technical team.

Terms and conditions

- Guarantee only valid for products bought direct from Abcam or one of our authorized distributors