


Anti-Nova1 antibody ab97368

★★★★★ 1 Abreviews 3 References 画像数 2

医薬用外劇物

製品の概要

製品名	Anti-Nova1 antibody
製品の詳細	Rabbit polyclonal to Nova1
由来種	Rabbit
アプリケーション	適用あり: WB, ICC/IF
種交差性	交差種: Human 交差が予測される動物種: Mouse, Rat, Pig, Xenopus laevis 
免疫原	Recombinant protein fragment containing a sequence corresponding to a region within amino acids 315 and 507 of Human Nova1 (NP_002506).
ポジティブ・コントロール	A431 whole cell lysate
特記事項	<p>The Life Science industry has been in the grips of a reproducibility crisis for a number of years. Abcam is leading the way in addressing this with our range of recombinant monoclonal antibodies and knockout edited cell lines for gold-standard validation. Please check that this product meets your needs before purchasing.</p> <p>If you have any questions, special requirements or concerns, please send us an inquiry and/or contact our Support team ahead of purchase. Recommended alternatives for this product can be found below, along with publications, customer reviews and Q&As</p>

製品の特性

製品の状態	Liquid
保存方法	Shipped at 4°C. Upon delivery aliquot. Store at -20°C or -80°C. Avoid freeze / thaw cycle.
バッファー	pH: 7.00 Preservative: 0.01% Thimerosal (merthiolate) Constituents: 1.21% Tris, 0.75% Glycine, 10% Glycerol (glycerin, glycerine)
精製度	Immunogen affinity purified
ポリ/モノ	ポリクローナル
アイソタイプ	IgG

アプリケーション

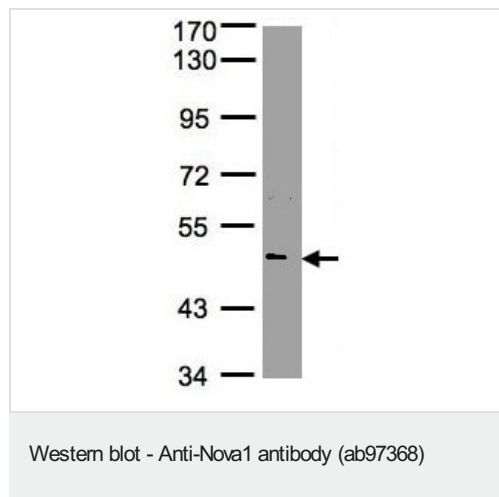
The Abpromise guarantee Abpromise保証は、次のテスト済みアプリケーションにおけるab97368の使用に適用されます
アプリケーションノートには、推奨の開始希釈率がありますが、適切な希釈率につきましてはご確認ください。

アプリケーション	Abreviews	特記事項
WB		1/500 - 1/3000. Predicted molecular weight: 52 kDa.
ICC/IF	★★★★☆ (1)	1/100 - 1/200.

ターゲット情報

機能	May regulate RNA splicing or metabolism in a specific subset of developing neurons.
組織特異性	Brain.
配列類似性	Contains 3 KH domains.
細胞内局在	Nucleus.

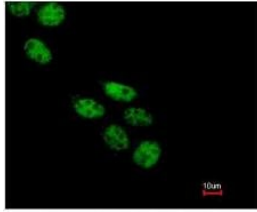
画像



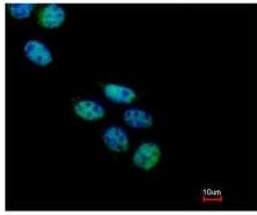
Anti-Nova1 antibody (ab97368) at 1/1000 dilution + A431 whole cell lysate at 30 µg

Predicted band size: 52 kDa

7.5% SDS PAGE



Merged with DNA probe



Immunocytochemistry/ Immunofluorescence - Anti-Nova1 antibody (ab97368)

Immunofluorescence analysis of paraformaldehyde-fixed A431, using Nova1 antibody (ab97368) at 1/200 dilution.

Please note: All products are "FOR RESEARCH USE ONLY. NOT FOR USE IN DIAGNOSTIC PROCEDURES"

Our Abpromise to you: Quality guaranteed and expert technical support

- Replacement or refund for products not performing as stated on the datasheet
- Valid for 12 months from date of delivery
- Response to your inquiry within 24 hours
- We provide support in Chinese, English, French, German, Japanese and Spanish
- Extensive multi-media technical resources to help you
- We investigate all quality concerns to ensure our products perform to the highest standards

If the product does not perform as described on this datasheet, we will offer a refund or replacement. For full details of the Abpromise, please visit <https://www.abcam.co.jp/abpromise> or contact our technical team.

Terms and conditions

- Guarantee only valid for products bought direct from Abcam or one of our authorized distributors