

Anti-NLK antibody ab97642

★★★★★ 4 Abreviews 5 References 画像数 5

医薬用外劇物

製品の概要

製品名	Anti-NLK antibody
製品の詳細	Rabbit polyclonal to NLK
由来種	Rabbit
アプリケーション	適用あり: IHC-P, WB, ICC/IF
種交差性	交差種: Mouse, Human
免疫原	Recombinant fragment corresponding to Human NLK aa 284-500. Database link: Q9UBE8
ポジティブ・コントロール	WB: HeLa, HEK-293T cell extract. Mouse brain lysate. ICC/IF: HeLa cells. IHC-P: Mouse ovary tissue.
特記事項	<p>The Life Science industry has been in the grips of a reproducibility crisis for a number of years. Abcam is leading the way in addressing this with our range of recombinant monoclonal antibodies and knockout edited cell lines for gold-standard validation. Please check that this product meets your needs before purchasing.</p> <p>If you have any questions, special requirements or concerns, please send us an inquiry and/or contact our Support team ahead of purchase. Recommended alternatives for this product can be found below, along with publications, customer reviews and Q&As</p>

製品の特性

製品の状態	Liquid
保存方法	Shipped at 4°C. Store at +4°C short term (1-2 weeks). Upon delivery aliquot. Store at -20°C or -80°C. Avoid freeze / thaw cycle.
バッファー	pH: 7.00 Preservative: 0.01% Thimerosal (merthiolate) Constituents: 1.21% Tris, 0.75% Glycine, 10% Glycerol (glycerin, glycerine)
精製度	Immunogen affinity purified
ポリ/モノ	ポリクローナル
アイソタイプ	IgG

アプリケーション

The Abpromise guarantee

Abpromise保証は、次のテスト済みアプリケーションにおけるab97642の使用に適用されます

アプリケーションノートには、推奨の開始希釈率がありますが、適切な希釈率につきましてはご確認ください。

アプリケーション	Abreviews	特記事項
IHC-P		1/100 - 1/1000.
WB	★★★★★ (3)	1/500 - 1/3000. Predicted molecular weight: 58 kDa.
ICC/IF		1/100 - 1/1000.

ターゲット情報

機能

Role in cell fate determination, required for differentiation of bone marrow stromal cells. Acts downstream of MAP3K7 and HIPK2 to negatively regulate the canonical Wnt/beta-catenin signaling pathway and the phosphorylation and destruction of the MYB transcription factor. May suppress a wide range of transcription factors by phosphorylation of the coactivator, CREBBP (By similarity). Involved in TGFbeta-mediated mesoderm induction, acting downstream of MAP3K7/TAK1 to phosphorylate STAT3.

配列類似性

Belongs to the protein kinase superfamily. CMGC Ser/Thr protein kinase family. MAP kinase subfamily.

Contains 1 protein kinase domain.

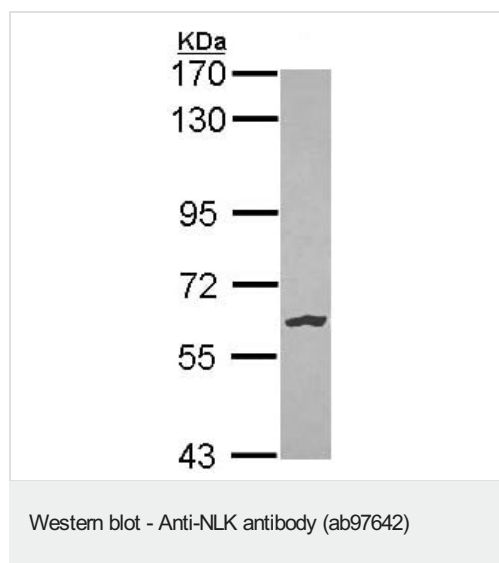
翻訳後修飾

Dually phosphorylated on Thr-303 and Tyr-305, which activates the enzyme.

細胞内局在

Nucleus. Cytoplasm. Predominantly nuclear. A smaller fraction is cytoplasmic.

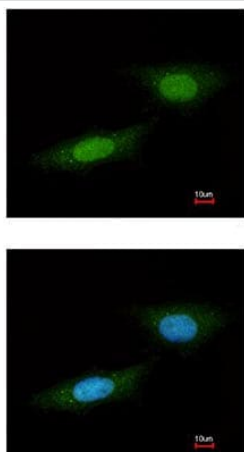
画像



Anti-NLK antibody (ab97642) at 1/1000 dilution + HeLa whole cell lysate at 30 µg

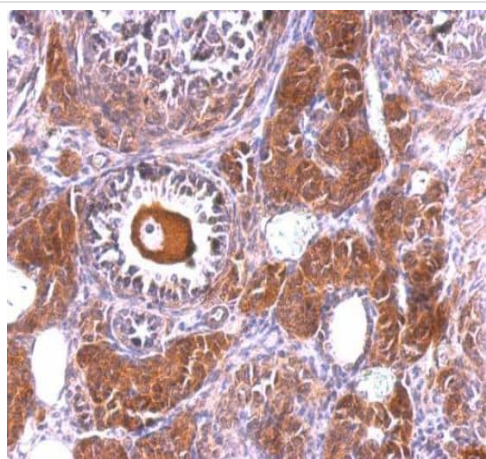
Predicted band size: 58 kDa

7.5% SDS-PAGE



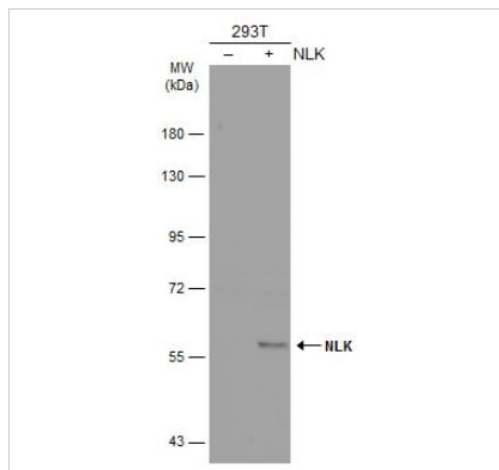
Immunofluorescence analysis of paraformaldehyde-fixed HeLa, using ab97642 at 1/100 dilution. Lower image is co-stained with Hoechst 33342.

Immunocytochemistry/ Immunofluorescence - Anti-NLK antibody (ab97642)



Paraffin embedded mouse ovary tissue stained for NLK using ab97642 at 1/500 dilution in immunohistochemical analysis.

Immunohistochemistry (Formalin/PFA-fixed paraffin-embedded sections) - Anti-NLK antibody (ab97642)



Western blot - Anti-NLK antibody (ab97642)

All lanes : Anti-NLK antibody (ab97642) at 1/500 dilution

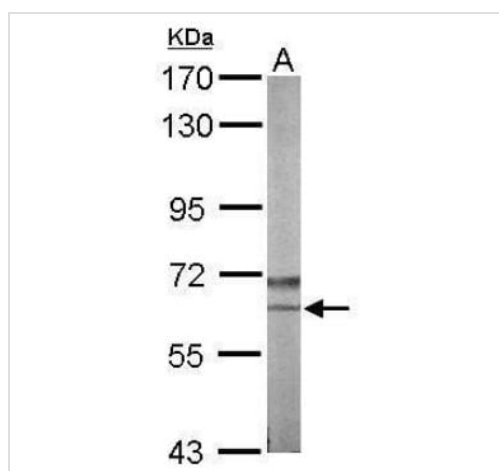
Lane 1 : Non-transfected HEK-293T whole cell extract

Lane 2 : Transfected HEK-293T whole cell extract

Lysates/proteins at 30 µg per lane.

Predicted band size: 58 kDa

10% SDS-PAGE



Western blot - Anti-NLK antibody (ab97642)

Anti-NLK antibody (ab97642) at 1/1000 dilution + Mouse brain whole cell lysate at 50 µg

Predicted band size: 58 kDa

7.5% SDS PAGE

Please note: All products are "FOR RESEARCH USE ONLY. NOT FOR USE IN DIAGNOSTIC PROCEDURES"

Our Abpromise to you: Quality guaranteed and expert technical support

- Replacement or refund for products not performing as stated on the datasheet
- Valid for 12 months from date of delivery
- Response to your inquiry within 24 hours
- We provide support in Chinese, English, French, German, Japanese and Spanish
- Extensive multi-media technical resources to help you
- We investigate all quality concerns to ensure our products perform to the highest standards

If the product does not perform as described on this datasheet, we will offer a refund or replacement. For full details of the Abpromise, please visit <https://www.abcam.co.jp/abpromise> or contact our technical team.

Terms and conditions

- Guarantee only valid for products bought direct from Abcam or one of our authorized distributors