

Anti-NIPSNAP3B antibody ab83849

画像数 3

製品の概要

製品名	Anti-NIPSNAP3B antibody
製品の詳細	Rabbit polyclonal to NIPSNAP3B
由来種	Rabbit
アプリケーション	適用あり: IHC-P, ICC/IF, WB
種交差性	交差種: Mouse
免疫原	16 amino acid synthetic peptide derived from an internal sequence of Human NIPSNAP3B
特記事項	<p>The Life Science industry has been in the grips of a reproducibility crisis for a number of years. Abcam is leading the way in addressing this with our range of recombinant monoclonal antibodies and knockout edited cell lines for gold-standard validation. Please check that this product meets your needs before purchasing.</p> <p>If you have any questions, special requirements or concerns, please send us an inquiry and/or contact our Support team ahead of purchase. Recommended alternatives for this product can be found below, along with publications, customer reviews and Q&As</p>

製品の特性

製品の状態	Liquid
保存方法	Shipped at 4°C. Store at +4°C.
バッファー	pH: 7.2 Preservative: 0.02% Sodium azide Constituent: PBS
精製度	Immunogen affinity purified
ポリ/モノ	ポリクローナル
アイソタイプ	IgG

アプリケーション

The Abpromise guarantee **Abpromise保証は、次のテスト済みアプリケーションにおけるab83849の使用に適用されます**
アプリケーションノートには、推奨の開始希釈率がありますが、適切な希釈率につきましてはご検討ください。

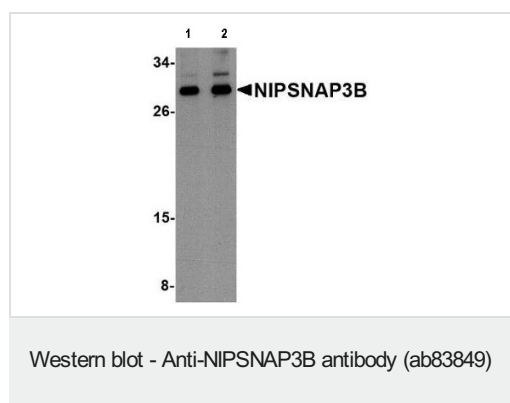
アプリケーション	Abreviews	特記事項
IHC-P		Use a concentration of 2.5 µg/ml.
ICC/IF		Use a concentration of 20 µg/ml.
WB		Use a concentration of 1 - 2 µg/ml. Predicted molecular weight: 28 kDa.

ターゲット情報

配列類似性

Belongs to the NipSnap family.

画像



Lane 1 : Anti-NIPSNAP3B antibody (ab83849) at 1 µg/ml

Lane 2 : Anti-NIPSNAP3B antibody (ab83849) at 2 µg/ml

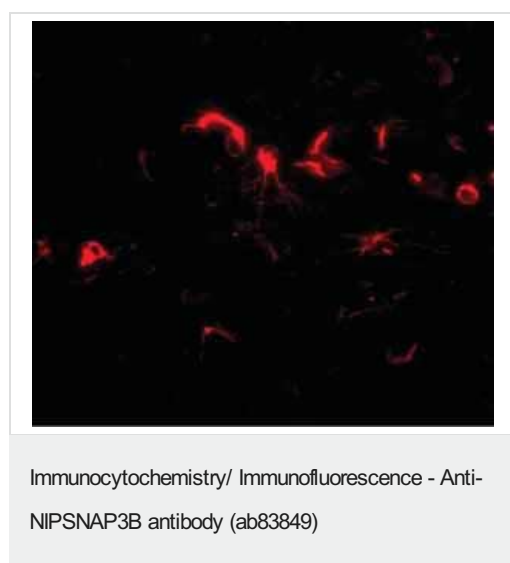
All lanes : Mouse brain tissue lysate

Lysates/proteins at 15 µg per lane.

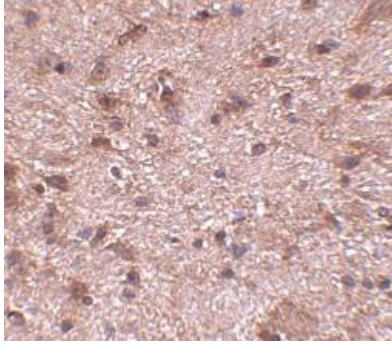
Predicted band size: 28 kDa

Observed band size: 28 kDa

Additional bands at: 31 kDa. We are unsure as to the identity of these extra bands.



Immunofluorescence of NIPSNAP3B in mouse brain tissue with ab83849 at 5 µg/mL.



Immunohistochemistry of NIPSNAP3B in mouse brain tissue with ab83849 at 2.5 µg/ml.

Immunohistochemistry (Formalin/PFA-fixed paraffin-embedded sections) - Anti-NIPSNAP3B antibody (ab83849)

Please note: All products are "FOR RESEARCH USE ONLY. NOT FOR USE IN DIAGNOSTIC PROCEDURES"

Our Abpromise to you: Quality guaranteed and expert technical support

- Replacement or refund for products not performing as stated on the datasheet
- Valid for 12 months from date of delivery
- Response to your inquiry within 24 hours

- We provide support in Chinese, English, French, German, Japanese and Spanish
- Extensive multi-media technical resources to help you
- We investigate all quality concerns to ensure our products perform to the highest standards

If the product does not perform as described on this datasheet, we will offer a refund or replacement. For full details of the Abpromise, please visit <https://www.abcam.co.jp/abpromise> or contact our technical team.

Terms and conditions

- Guarantee only valid for products bought direct from Abcam or one of our authorized distributors