

### Anti-Nicastrin antibody ab45425

★★★★★ [1 Abreviews](#) [4 References](#) [画像数 4](#)

#### 製品の概要

---

製品名	Anti-Nicastrin antibody
製品の詳細	Rabbit polyclonal to Nicastrin
由来種	Rabbit
アプリケーション	<b>適用あり:</b> ICC/IF, IHC-P, WB
種交差性	<b>交差種:</b> Human
免疫原	Synthetic peptide corresponding to Human Nicastrin.
ポジティブ・コントロール	IHC-P: Human brain tissue. Human breast carcinoma tissue. ICC/IF: Human brain cells.
特記事項	<p>The Life Science industry has been in the grips of a reproducibility crisis for a number of years. Abcam is leading the way in addressing this with our range of recombinant monoclonal antibodies and knockout edited cell lines for gold-standard validation. Please check that this product meets your needs before purchasing.</p> <p>If you have any questions, special requirements or concerns, please send us an inquiry and/or contact our Support team ahead of purchase. Recommended alternatives for this product can be found below, along with publications, customer reviews and Q&amp;As</p>

#### 製品の特性

---

製品の状態	Liquid
保存方法	Shipped at 4°C. Store at +4°C.
バッファー	pH: 7.2 Preservative: 0.02% Sodium azide Constituent: PBS
精製度	Immunogen affinity purified
ポリ/モノ	ポリクローナル
アイソタイプ	IgG

#### アプリケーション

---

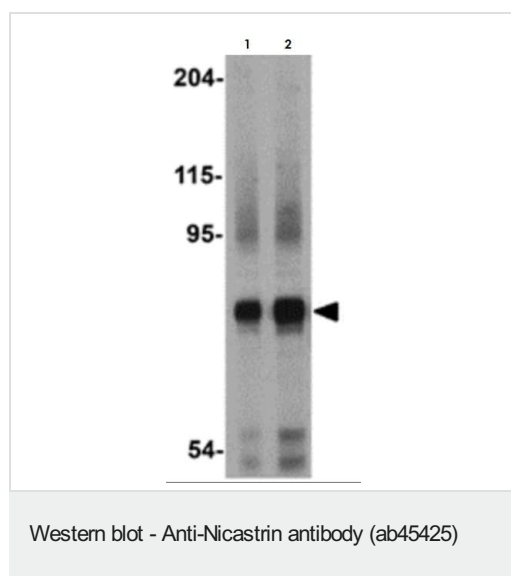
**The Abpromise guarantee**      **Abpromise保証は、** 次のテスト済みアプリケーションにおけるab45425の使用に適用されます  
アプリケーションノートには、推奨の開始希釈率がありますが、適切な希釈率につきましてはご検討ください。

アプリケーション	Abreviews	特記事項
ICC/IF		Use a concentration of 20 µg/ml.
IHC-P	★★★★★ (1)	Use a concentration of 2.5 µg/ml.
WB		Use a concentration of 0.5 - 1 µg/ml. Predicted molecular weight: 78 kDa.

## ターゲット情報

<b>機能</b>	Essential subunit of the gamma-secretase complex, an endoprotease complex that catalyzes the intramembrane cleavage of integral membrane proteins such as Notch receptors and APP (beta-amyloid precursor protein). It probably represents a stabilizing cofactor required for the assembly of the gamma-secretase complex.
<b>組織特異性</b>	Widely expressed.
<b>配列類似性</b>	Belongs to the nicastrin family.
<b>細胞内局在</b>	Membrane. Melanosome. Identified by mass spectrometry in melanosome fractions from stage I to stage IV.

## 画像

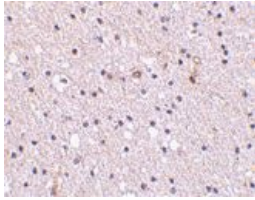


**Lane 1** : Anti-Nicastrin antibody (ab45425) at 0.5 µg/ml

**Lane 2** : Anti-Nicastrin antibody (ab45425) at 1 µg/ml

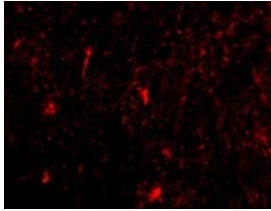
**All lanes** : Human brain tissue lysate

**Predicted band size:** 78 kDa



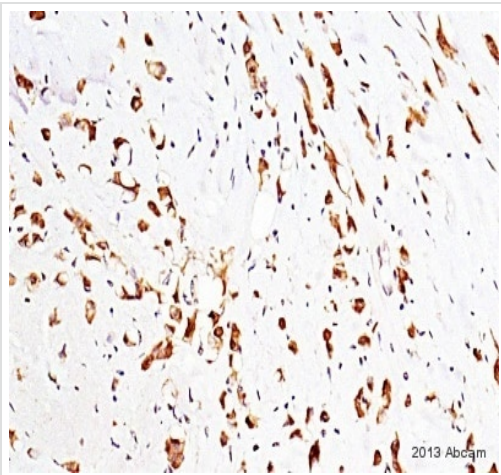
Immunohistochemistry (Formalin/PFA-fixed paraffin-embedded sections) - Anti-Nicastrin antibody (ab45425)

ab45425 at 2.5 µg/ml staining Nicastrin in human brain tissue section by Immunohistochemistry (Formalin/ PFA fixed paraffin-embedded tissue sections).



Immunocytochemistry/ Immunofluorescence - Anti-Nicastrin antibody (ab45425)

Immunofluorescence of Nicastrin in Human Brain cells using ab45425 at 20 µg/ml.



Immunohistochemistry (Formalin/PFA-fixed paraffin-embedded sections) - Anti-Nicastrin antibody (ab45425)

This image is courtesy of an Abreview submitted by Carl Hobbs

ab45425 staining Nicastrin in Human breast carcinoma tissue sections by Immunohistochemistry (IHC-P - paraformaldehyde-fixed, paraffin-embedded sections). Tissue was fixed with formaldehyde and blocked with 1% BSA for 10 minutes at; antigen retrieval was by heat mediation in a citrate buffer. Samples were incubated with primary antibody (1/2500 in TBS/BSA/azide) for 16 hours at 21°C. A Biotin-conjugated Goat anti-rabbit IgG polyclonal (1/250) was used as the secondary antibody.

**Please note:** All products are "FOR RESEARCH USE ONLY. NOT FOR USE IN DIAGNOSTIC PROCEDURES"

### Our Abpromise to you: Quality guaranteed and expert technical support

- Replacement or refund for products not performing as stated on the datasheet
- Valid for 12 months from date of delivery
- Response to your inquiry within 24 hours

- We provide support in Chinese, English, French, German, Japanese and Spanish
- Extensive multi-media technical resources to help you
- We investigate all quality concerns to ensure our products perform to the highest standards

If the product does not perform as described on this datasheet, we will offer a refund or replacement. For full details of the Abpromise, please visit <https://www.abcam.co.jp/abpromise> or contact our technical team.

### **Terms and conditions**

---

- Guarantee only valid for products bought direct from Abcam or one of our authorized distributors