


Anti-NCOA62/SNW1 antibody ab70827

画像数 3

製品の概要

製品名	Anti-NCOA62/SNW1 antibody
製品の詳細	Rabbit polyclonal to NCOA62/SNW1
由来種	Rabbit
アプリケーション	適用あり: IP, WB, IHC-P
種交差性	交差種: Mouse, Human 交差が予測される動物種: Rabbit, Horse, Cow, Dog, Pig, Chimpanzee, Rhesus monkey, Gorilla, Chinese hamster, Orangutan, Elephant 
免疫原	Synthetic peptide corresponding to Human NCOA62/SNW1 aa 450-550. Database link: Q13573
ポジティブ・コントロール	HeLa, 293T and NIH3T3 whole cell lysates.
特記事項	<p>The Life Science industry has been in the grips of a reproducibility crisis for a number of years. Abcam is leading the way in addressing this with our range of recombinant monoclonal antibodies and knockout edited cell lines for gold-standard validation. Please check that this product meets your needs before purchasing.</p> <p>If you have any questions, special requirements or concerns, please send us an inquiry and/or contact our Support team ahead of purchase. Recommended alternatives for this product can be found below, along with publications, customer reviews and Q&As</p>

製品の特性

製品の状態	Liquid
保存方法	Shipped at 4°C. Upon delivery aliquot and store at -20°C. Avoid freeze / thaw cycles.
バッファー	pH: 7 Preservative: 0.09% Sodium azide Constituents: 1.815% Tris, 1.764% Sodium citrate, 0.021% PBS
精製度	Immunogen affinity purified
ポリ/モノ	ポリクローナル
アイソタイプ	IgG

アプリケーション

The Abpromise guarantee **Abpromise保証は、次のテスト済みアプリケーションにおけるab70827の使用に適用されます**

アプリケーションノートには、推奨の開始希釈率がありますが、適切な希釈率につきましてはご検討ください。

アプリケーション	Abreviews	特記事項
IP		Use at 2-5 µg/mg of lysate.
WB		1/2000 - 1/10000. Detects a band of approximately 65 kDa (predicted molecular weight: 59 kDa).
IHC-P		1/500 - 1/2000. Perform heat mediated antigen retrieval with citrate buffer pH 6 before commencing with IHC staining protocol.

ターゲット情報

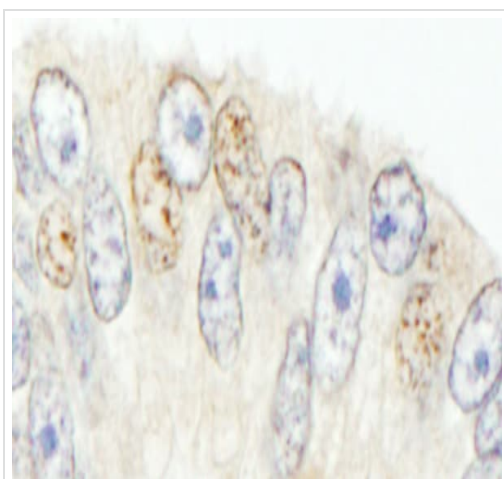
関連性

Nuclear receptor coactivator NCOA62/SNW1 (Nuclear Protein SkiP, SKIIP, ski-interacting protein) is a member of the SNW gene family, encodes a coactivator that enhances transcription from some Pol II promoters. This coactivator can bind to the ligand-binding domain of the vitamin D receptor and to retinoid receptors to enhance vitamin D-, retinoic acid-, estrogen-, and glucocorticoid-mediated gene expression. It can also interact with poly(A)-binding protein 2 to directly control the expression of muscle-specific genes at the transcriptional level. Finally, the protein may be involved in oncogenesis since it interacts with a region of SKI oncoproteins that is required for transforming activity.

細胞内局在

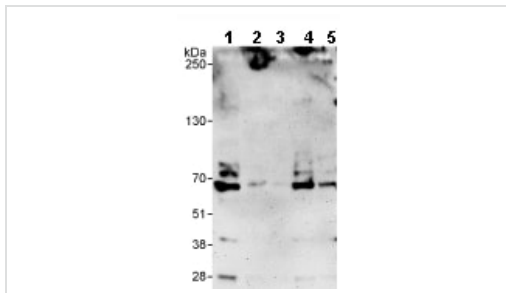
Nuclear

画像



Immunohistochemistry (Formalin/PFA-fixed paraffin-embedded sections) analysis of human prostate carcinoma tissue labelling NCOA62/SNW1 with ab70827 at 1/1000 (1µg/ml). Detection: DAB.

Immunohistochemistry (Formalin/PFA-fixed paraffin-embedded sections) - Anti-NCOA62/SNW1 antibody (ab70827)



Western blot - Anti-NCOA62/SNW1 antibody (ab70827)

All lanes : Anti-NCOA62/SNW1 antibody (ab70827) at 0.1 µg/ml

Lane 1 : HeLa whole cell lysate at 50 µg

Lane 2 : HeLa whole cell lysate at 15 µg

Lane 3 : HeLa whole cell lysate at 5 µg

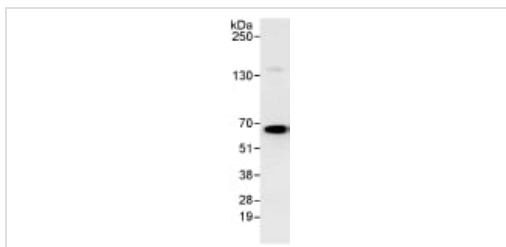
Lane 4 : 293T whole cell lysate at 50 µg

Lane 5 : NIH3T3 whole cell lysate at 50 µg

Predicted band size: 59 kDa

Observed band size: 65 kDa

Additional bands at: 28 kDa, 40 kDa, 75 kDa. We are unsure as to the identity of these extra bands.



Immunoprecipitation - Anti-NCOA62/SNW1 antibody (ab70827)

Detection of Human NCOA62/SNW1 by Immunoprecipitation in Whole cell lysate from HeLa cells (1 mg for IP, 20% of IP loaded), using ab70827 at 3 µg/mg lysate for IP and at 1 µg/ml for subsequent Western blot detection.

Please note: All products are "FOR RESEARCH USE ONLY. NOT FOR USE IN DIAGNOSTIC PROCEDURES"

Our Abpromise to you: Quality guaranteed and expert technical support

- Replacement or refund for products not performing as stated on the datasheet
- Valid for 12 months from date of delivery
- Response to your inquiry within 24 hours
- We provide support in Chinese, English, French, German, Japanese and Spanish
- Extensive multi-media technical resources to help you
- We investigate all quality concerns to ensure our products perform to the highest standards

If the product does not perform as described on this datasheet, we will offer a refund or replacement. For full details of the Abpromise, please visit <https://www.abcam.co.jp/abpromise> or contact our technical team.

Terms and conditions

- Guarantee only valid for products bought direct from Abcam or one of our authorized distributors