



### Anti-MRP3 antibody [M3I-9] ab3375

★★★★★ **3 Abreviews** **14 References** 画像数 1

#### 製品の概要

製品名	Anti-MRP3 antibody [M3I-9]
製品の詳細	Mouse monoclonal [M3I-9] to MRP3
由来種	Mouse
特異性	This antibody does not cross react with MDR1, MRP1, MRP2 or MRP5 gene products
アプリケーション	<b>適用あり:</b> WB
種交差性	<b>交差種:</b> Human
免疫原	Recombinant fragment within Human MRP3 aa 800-950. The exact immunogen sequence used to generate this antibody is proprietary information. If additional detail on the immunogen is needed to determine the suitability of the antibody for your needs, please <b>contact</b> our Scientific Support team to discuss your requirements. Database link: <a href="#">O15438-1</a>
	 <a href="#">Run BLAST with</a>  <a href="#">Run BLAST with</a>
エピトープ	This antibody detects with an internal epitope of the membrane transport protein of MRP3
ポジティブ・コントロール	Cell lines: Drug sensitive parental cell lines and their multidrug resistant derivatives
特記事項	<p>The rat species was added as a result of positive Abreviews and publication PMID 22112382. In response to few recent complaints, we have decided to remove this species and no longer guarantee it. Please contact <a href="mailto:technical@abcam.com">technical@abcam.com</a> for any inquiry.</p> <p>The Life Science industry has been in the grips of a reproducibility crisis for a number of years. Abcam is leading the way in addressing this with our range of recombinant monoclonal antibodies and knockout edited cell lines for gold-standard validation. Please check that this product meets your needs before purchasing.</p> <p>If you have any questions, special requirements or concerns, please send us an inquiry and/or contact our Support team ahead of purchase. Recommended alternatives for this product can be found below, along with publications, customer reviews and Q&amp;As</p>

#### 製品の特性

製品の状態	Liquid
保存方法	Shipped at 4°C. Store at +4°C short term (1-2 weeks). Upon delivery aliquot. Store at -20°C. Avoid freeze / thaw cycle.
バッファー	pH: 7.3

精製度	Constituent: 0.7% BSA
ポリ/モノ	Tissue culture supernatant
クローン名	モノクローナル
アイソタイプ	M3II-9
	IgG1

## アプリケーション

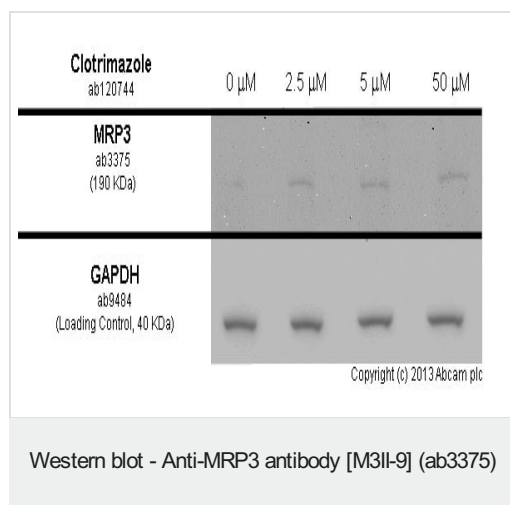
**The Abpromise guarantee** **Abpromise保証は、次のテスト済みアプリケーションにおけるab3375の使用に適用されます**  
 アプリケーションノートには、推奨の開始希釈率がありますが、適切な希釈率につきましてはご検討ください。

アプリケーション	Abreviews	特記事項
WB	★★★★★ (3)	1/20 - 1/50. Detects a band of approximately 190 kDa.

## ターゲット情報

機能	May act as an inducible transporter in the biliary and intestinal excretion of organic anions. Acts as an alternative route for the export of bile acids and glucuronides from cholestatic hepatocytes.
組織特異性	Mainly expressed in the liver. Also expressed in small intestine, colon, prostate, testis, brain and at a lower level in the kidney.
配列類似性	Belongs to the ABC transporter superfamily. ABCC family. Conjugate transporter (TC 3.A.1.208) subfamily. Contains 2 ABC transmembrane type-1 domains. Contains 2 ABC transporter domains.
細胞内局在	Membrane.

## 画像



HepG2 cells were incubated at 37°C for 24h with vehicle control (0 μM) and different concentrations of clotrimazole (**ab120744**) in DMSO. Increased expression of MRP3 (ab3375) correlates with an increase in clotrimazole concentration, as described in literature.

Whole cell lysates were prepared with RIPA buffer (containing protease inhibitors and sodium orthovanadate), 20μg of each were loaded on the gel and the WB was run under reducing conditions. After transfer the membrane was blocked for an hour using 3% milk before being incubated with ab3375 at 1/50 dilution and **ab9484** at 1 μg /ml overnight at 4°C. Antibody binding was detected using an anti-mouse antibody conjugated to HRP (**ab97040**) at 1/10000 dilution and visualised using ECL development solution.

**Please note:** All products are "FOR RESEARCH USE ONLY. NOT FOR USE IN DIAGNOSTIC PROCEDURES"

### **Our Abpromise to you: Quality guaranteed and expert technical support**

---

- Replacement or refund for products not performing as stated on the datasheet
- Valid for 12 months from date of delivery
- Response to your inquiry within 24 hours
  
- We provide support in Chinese, English, French, German, Japanese and Spanish
- Extensive multi-media technical resources to help you
- We investigate all quality concerns to ensure our products perform to the highest standards

If the product does not perform as described on this datasheet, we will offer a refund or replacement. For full details of the Abpromise, please visit <https://www.abcam.co.jp/abpromise> or contact our technical team.

### **Terms and conditions**

---

- Guarantee only valid for products bought direct from Abcam or one of our authorized distributors