


Anti-MRG15 antibody ab106818

画像数 3

製品の概要

製品名	Anti-MRG15 antibody
製品の詳細	Goat polyclonal to MRG15
由来種	Goat
特異性	This antibody is expected to recognise both reported isoforms.
アプリケーション	適用あり: WB 適用なし: IHC-P
種交差性	交差種: Mouse, Rat, Human, Pig 交差が予測される動物種: Cow 
免疫原	Synthetic peptide: APKQDPKPKFQEG-C , corresponding to N terminal amino acids 2-14 of Human MRG15 (NP_006782.1; NP_996670.1.) Run BLAST with Run BLAST with
特記事項	This product will identify isoform 1 and isoform 2. The Life Science industry has been in the grips of a reproducibility crisis for a number of years. Abcam is leading the way in addressing this with our range of recombinant monoclonal antibodies and knockout edited cell lines for gold-standard validation. Please check that this product meets your needs before purchasing. If you have any questions, special requirements or concerns, please send us an inquiry and/or contact our Support team ahead of purchase. Recommended alternatives for this product can be found below, along with publications, customer reviews and Q&As

製品の特性

製品の状態	Liquid
保存方法	Shipped at 4°C. Upon delivery aliquot and store at -20°C. Avoid freeze / thaw cycles.
バッファー	pH: 7.30 Preservative: 0.02% Sodium azide Constituents: Tris buffered saline, 0.5% BSA
精製度	Immunogen affinity purified
特記事項 (精製)	Purified from goat serum by ammonium sulphate precipitation followed by antigen affinity

chromatography using the immunizing peptide.

ポリ/モノ

ポリクローナル

アイソタイプ

IgG

アプリケーション

The Abpromise guarantee **Abpromise保証は、次のテスト済みアプリケーションにおけるab106818の使用に適用されます**
アプリケーションノートには、推奨の開始希釈率がありますが、適切な希釈率につきましてはご検討ください。

アプリケーション	Abreviews	特記事項
WB		Use a concentration of 0.1 - 0.3 µg/ml. Predicted molecular weight: 41 kDa. 1 hour primary incubation is recommended for this product.

追加情報

Is unsuitable for IHC-P.

ターゲット情報

機能

Component of the NuA4 histone acetyltransferase (HAT) complex which is involved in transcriptional activation of select genes principally by acetylation of nucleosomal histones H4 and H2A. This modification may both alter nucleosome - DNA interactions and promote interaction of the modified histones with other proteins which positively regulate transcription. This complex may be required for the activation of transcriptional programs associated with oncogene and proto-oncogene mediated growth induction, tumor suppressor mediated growth arrest and replicative senescence, apoptosis, and DNA repair. The NuA4 complex ATPase and helicase activities seem to be, at least in part, contributed by the association of RUVBL1 and RUVBL2 with EP400. NuA4 may also play a direct role in DNA repair when directly recruited to sites of DNA damage. Also component of the mSin3A complex which acts to repress transcription by deacetylation of nucleosomal histones. Required for homologous recombination repair (HRR) and resistance to mitomycin C (MMC). Involved in the localization of PALB2, BRCA2 and RAD51, but not BRCA1, to DNA-damage foci.

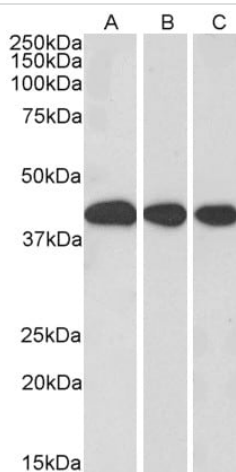
配列類似性

Belongs to the MRG family.

細胞内局在

Nucleus.

画像



Western blot - Anti-MRG15 antibody (ab106818)

All lanes : Anti-MRG15 antibody (ab106818) at 0.3 µg/ml

Lane 1 : Mouse liver tissue lysate (in RIPA buffer)

Lane 2 : Rat liver tissue lysate (in RIPA buffer)

Lane 3 : Pig liver tissue lysate (in RIPA buffer)

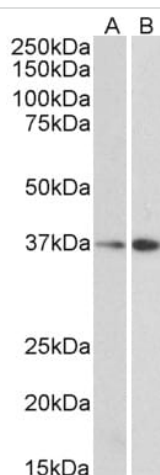
Lysates/proteins at 35 µg per lane.

Predicted band size: 41 kDa

Additional bands at: 37 kDa. We are unsure as to the identity of these extra bands.

Goat Anti-MRG15 / MORF4L1 Antibody (EB06079) - Everest Biotech Ltd

Primary incubation was 1 hour. Detected by chemiluminescence.



Western blot - Anti-MRG15 antibody (ab106818)

All lanes :

Lane 1 : NIH3T3 cell lysate (in RIPA buffer)

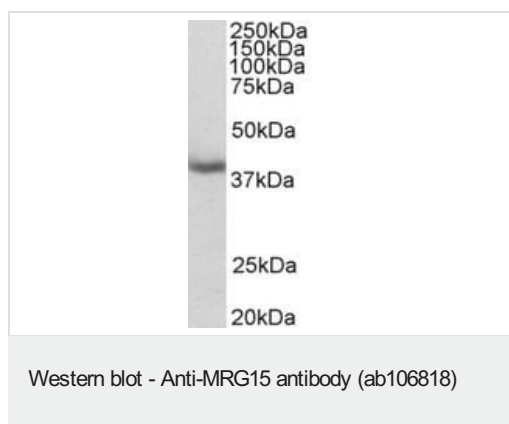
Lane 2 : HepG2 cell lysate (in RIPA buffer)

Lysates/proteins at 35 µg per lane.

Predicted band size: 41 kDa

Additional bands at: 37 kDa. We are unsure as to the identity of these extra bands.

Primary incubation was 1 hour. Detected by chemiluminescence.



Anti-MRG15 antibody (ab106818) at 0.1 µg/ml + Mouse Liver
Lysate in RIPA buffer at 35 µg

Predicted band size: 41 kDa

Primary incubation 1 hour.

Please note: All products are "FOR RESEARCH USE ONLY. NOT FOR USE IN DIAGNOSTIC PROCEDURES"

Our Abpromise to you: Quality guaranteed and expert technical support

- Replacement or refund for products not performing as stated on the datasheet
- Valid for 12 months from date of delivery
- Response to your inquiry within 24 hours
- We provide support in Chinese, English, French, German, Japanese and Spanish
- Extensive multi-media technical resources to help you
- We investigate all quality concerns to ensure our products perform to the highest standards

If the product does not perform as described on this datasheet, we will offer a refund or replacement. For full details of the Abpromise, please visit <https://www.abcam.co.jp/abpromise> or contact our technical team.

Terms and conditions

- Guarantee only valid for products bought direct from Abcam or one of our authorized distributors