

Anti-MPP8 antibody ab122611

画像数 3

製品の概要

製品名	Anti-MPP8 antibody
製品の詳細	Rabbit polyclonal to MPP8
由来種	Rabbit
アプリケーション	適用あり: IHC-P, WB, ICC/IF
種交差性	交差種: Human
免疫原	antigen sequence, corresponding to amino acids 421-528 of Human MPP8.
ポジティブ・コントロール	Human Colon tissue; RT 4, U 251 MG and Human Tonsil lysates; U 251 MG cells.
特記事項	<p>The Life Science industry has been in the grips of a reproducibility crisis for a number of years. Abcam is leading the way in addressing this with our range of recombinant monoclonal antibodies and knockout edited cell lines for gold-standard validation. Please check that this product meets your needs before purchasing.</p> <p>If you have any questions, special requirements or concerns, please send us an inquiry and/or contact our Support team ahead of purchase. Recommended alternatives for this product can be found below, along with publications, customer reviews and Q&As</p>

製品の特性

製品の状態	Liquid
保存方法	Shipped at 4°C. Store at -20°C or -80°C. Avoid freeze / thaw cycle. Store undiluted.
バッファー	pH: 7.20 Preservative: 0.02% Sodium azide Constituents: 59% PBS, 40% Glycerol (glycerin, glycerine)
精製度	Immunogen affinity purified
ポリ/モノ	ポリクローナル
アイソタイプ	IgG

アプリケーション

The Abpromise guarantee

Abpromise保証は、次のテスト済みアプリケーションにおけるab122611の使用に適用されます

アプリケーションノートには、推奨の開始希釈率がありますが、適切な希釈率につきましてはご検討ください。

アプリケーション	Abreviews	特記事項
IHC-P		1/1000 - 1/2500. Perform heat mediated antigen retrieval with citrate buffer pH 6 before commencing with IHC staining protocol.
WB		1/250 - 1/500.
ICC/IF		Use a concentration of 0.25 - 2 µg/ml.

ターゲット情報

配列類似性

Contains 4 ANK repeats.
Contains 1 chromo domain.

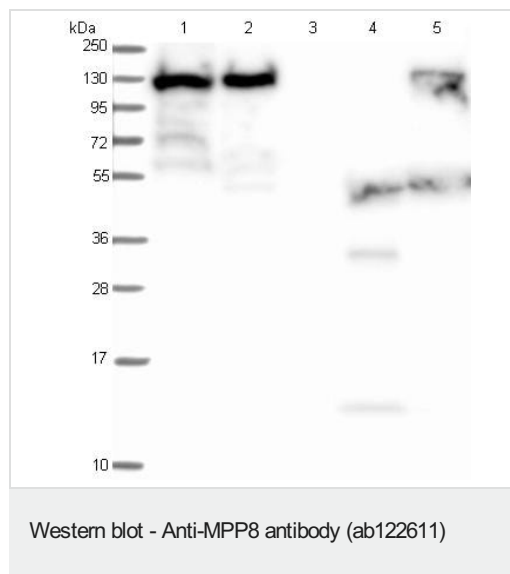
翻訳後修飾

Phosphorylated in M (mitotic) phase.

細胞内局在

Nucleus.

画像



All lanes : Anti-MPP8 antibody (ab122611) at 1/250 dilution

Lane 1 : RT 4 lysate

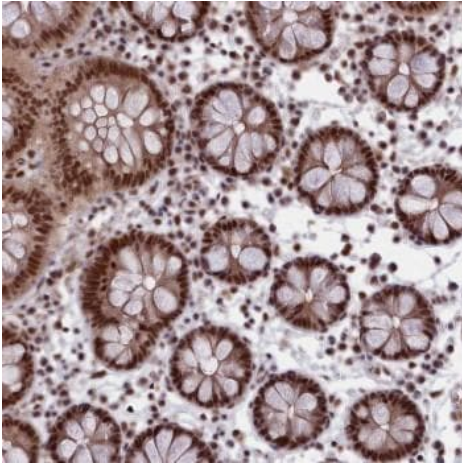
Lane 2 : U 251 MG lysate

Lane 3 : Human Plasma lysate

Lane 4 : Human Liver lysate

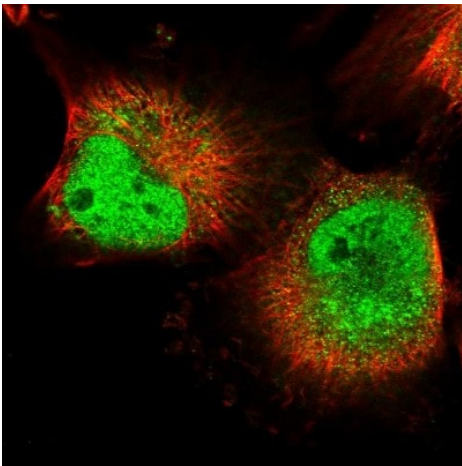
Lane 5 : Human Tonsil lysate

Developed using the ECL technique.



Immunohistochemistry (Formalin/PFA-fixed paraffin-embedded sections) - Anti-MPP8 antibody (ab122611)

ab122611, at 1/1000 dilution, staining MPP8 in Paraffin-embedded Human Colon tissue by Immunohistochemistry.



Immunocytochemistry/ Immunofluorescence - Anti-MPP8 antibody (ab122611)

ab122611, at 4µg/ml, staining MPP8 in PFA/Triton X-100 fixed/permealised U 251 MG cells by Immunofluorescence.

Please note: All products are "FOR RESEARCH USE ONLY. NOT FOR USE IN DIAGNOSTIC PROCEDURES"

Our Abpromise to you: Quality guaranteed and expert technical support

- Replacement or refund for products not performing as stated on the datasheet
- Valid for 12 months from date of delivery
- Response to your inquiry within 24 hours
- We provide support in Chinese, English, French, German, Japanese and Spanish
- Extensive multi-media technical resources to help you
- We investigate all quality concerns to ensure our products perform to the highest standards

If the product does not perform as described on this datasheet, we will offer a refund or replacement. For full details of the Abpromise, please visit <https://www.abcam.co.jp/abpromise> or contact our technical team.

Terms and conditions

- Guarantee only valid for products bought direct from Abcam or one of our authorized distributors