


### Anti-MMP19 antibody ab53146

★★★★★ [2 Abreviews](#) [7 References](#) [画像数 2](#)

#### 製品の概要

製品名	Anti-MMP19 antibody
製品の詳細	Rabbit polyclonal to MMP19
由来種	Rabbit
アプリケーション	<b>適用あり:</b> WB, IHC-P
種交差性	<b>交差種:</b> Human <b>交差が予測される動物種:</b> Rat 
免疫原	Synthetic peptide derived from human MMP19.
ポジティブ・コントロール	WB: Extracts of HuvEc cells IHC-P: Human breast carcinoma tissue
特記事項	<p>The Life Science industry has been in the grips of a reproducibility crisis for a number of years. Abcam is leading the way in addressing this with our range of recombinant monoclonal antibodies and knockout edited cell lines for gold-standard validation. Please check that this product meets your needs before purchasing.</p> <p>If you have any questions, special requirements or concerns, please send us an inquiry and/or contact our Support team ahead of purchase. Recommended alternatives for this product can be found below, along with publications, customer reviews and Q&amp;As</p>

#### 製品の特性

製品の状態	Liquid
保存方法	Shipped at 4°C. Store at -20°C. Stable for 12 months at -20°C.
バッファー	<p>pH: 7.40</p> <p>Preservative: 0.02% Sodium azide</p> <p>Constituents: 50% Glycerol (glycerin, glycerine), 0.87% Sodium chloride, PBS</p>
精製度	Without Mg+2 and Ca+2
特記事項 (精製)	Immunogen affinity purified
ポリ/モノ	ab53146 was affinity purified from rabbit antiserum by affinity chromatography using epitope specific immunogen.
アイソタイプ	ポリクローナル
	IgG

## アプリケーション

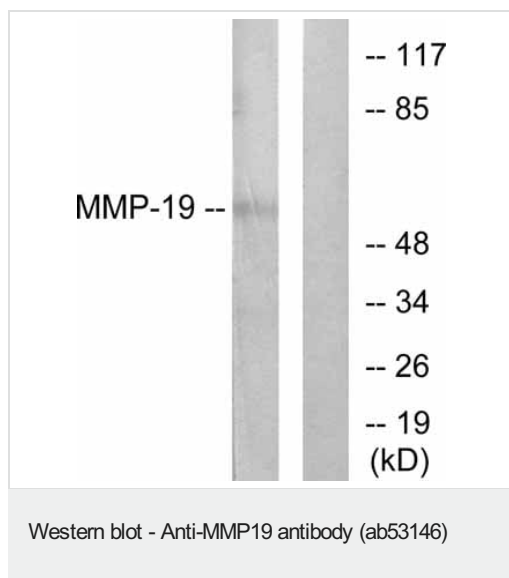
The Abpromise guarantee      Abpromise保証は、次のテスト済みアプリケーションにおけるab53146の使用に適用されます  
アプリケーションノートには、推奨の開始希釈率がありますが、適切な希釈率につきましてはご検討ください。

アプリケーション	Abreviews	特記事項
WB		1/500 - 1/1000. Detects a band of approximately 62 kDa (predicted molecular weight: 57 kDa).
IHC-P	★★★★★ (2)	Use at an assay dependent concentration.

## ターゲット情報

機能	Endopeptidase that degrades various components of the extracellular matrix, such as aggrecan and cartilage oligomeric matrix protein (comp), during development, haemostasis and pathological conditions (arthritic disease). May also play a role in neovascularization or angiogenesis. Hydrolyzes collagen type IV, laminin, nidogen, nascin-C isoform, fibronectin, and type I gelatin.
組織特異性	Expressed in mammary gland, placenta, lung, pancreas, ovary, small intestine, spleen, thymus, prostate, testis colon, heart and blood vessel walls. Not detected in brain and peripheral blood leukocytes. Also expressed in the synovial fluid of normal and rheumatoid patients.
関連疾患	May play a role in pathological processes participating in rheumatoid arthritis (RA)-associated joint tissue destruction. Autoantigen anti-MMP19 are frequent in RA patients.
配列類似性	Belongs to the peptidase M10A family. Contains 4 hemopexin-like domains.
ドメイン	The conserved cysteine present in the cysteine-switch motif binds the catalytic zinc ion, thus inhibiting the enzyme. The dissociation of the cysteine from the zinc ion upon the activation-peptide release activates the enzyme.
翻訳後修飾	Activated by autolytic cleavage after Lys-97.
細胞内局在	Secreted > extracellular space > extracellular matrix.

## 画像



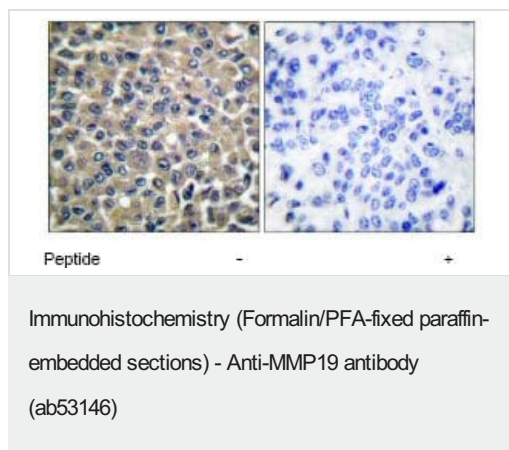
**All lanes :** Anti-MMP19 antibody (ab53146) at 1/500 dilution

**Lane 1 :** Extracts of Huv Ec cells with no peptide

**Lane 2 :** Extracts of Huv Ec cells with peptide

**Predicted band size:** 57 kDa

**Observed band size:** 62 kDa



Immunohistochemical analysis of paraffin-embedded human breast carcinoma tissue using ab53146 at a dilution of 1/50-1/100. Right hand image: treated with immunising peptide. Left hand image: untreated.

**Please note:** All products are "FOR RESEARCH USE ONLY. NOT FOR USE IN DIAGNOSTIC PROCEDURES"

### Our Abpromise to you: Quality guaranteed and expert technical support

- Replacement or refund for products not performing as stated on the datasheet
- Valid for 12 months from date of delivery
- Response to your inquiry within 24 hours
- We provide support in Chinese, English, French, German, Japanese and Spanish

- Extensive multi-media technical resources to help you
- We investigate all quality concerns to ensure our products perform to the highest standards

If the product does not perform as described on this datasheet, we will offer a refund or replacement. For full details of the Abpromise, please visit <https://www.abcam.co.jp/abpromise> or contact our technical team.

#### **Terms and conditions**

---

- Guarantee only valid for products bought direct from Abcam or one of our authorized distributors