

Anti-MC1-R antibody [EPR6530] ab125031

リコンビナント **RabMAb**

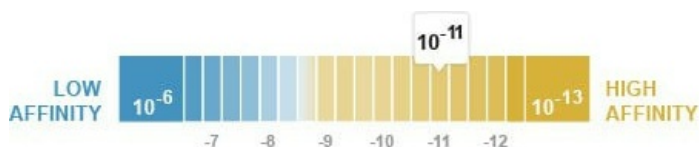
★★★★☆ **2 Abreviews** **8 References** 画像数 4

製品の概要

製品名	Anti-MC1-R antibody [EPR6530]
製品の詳細	Rabbit monoclonal [EPR6530] to MC1-R
由来種	Rabbit
アプリケーション	適用あり: WB, IHC-P 適用なし: Flow Cyt, ICC/IF or IP
種交差性	交差種: Human
免疫原	Synthetic peptide within Human MC1-R. The exact sequence is proprietary. (Peptide available as ab195973)
ポジティブ・コントロール	WB: A375 and Human melanoma lysates IHC-P: Human melanoma tissue
特記事項	This product is a recombinant monoclonal antibody, which offers several advantages including: <ul style="list-style-type: none"> - High batch-to-batch consistency and reproducibility - Improved sensitivity and specificity - Long-term security of supply - Animal-free production For more information see here . Our RabMAb [®] technology is a patented hybridoma-based technology for making rabbit monoclonal antibodies. For details on our patents, please refer to RabMAb[®] patents . Mouse, Rat: We have preliminary internal testing data to indicate this antibody may not react with these species. Please contact us for more information.

製品の特性

製品の状態	Liquid
保存方法	Shipped at 4°C. Store at -20°C. Stable for 12 months at -20°C.
解離定数 (K _D 値)	K _D = 4.93 x 10 ⁻¹¹ M



[Learn more about K_D](#)

バッファー	pH: 7.20 Preservative: 0.01% Sodium azide Constituents: 9% PBS, 40% Glycerol (glycerin, glycerine), 0.05% BSA, 50% Tissue culture supernatant
精製度	Protein A purified
ポリ/モノ	モノクローナル
クローン名	EPR6530
アイソタイプ	IgG

アプリケーション

The Abpromise guarantee **Abpromise保証は、次のテスト済みアプリケーションにおけるab125031の使用に適用されます**
アプリケーションノートには、推奨の開始希釈率がありますが、適切な希釈率につきましてはご検討ください。


アプリケーション	Abreviews	特記事項
WB	★★★★★ (1)	1/1000 - 1/10000. Predicted molecular weight: 35 kDa.
IHC-P	★★★★★ (1)	1/500 - 1/1000. Perform heat mediated antigen retrieval with citrate buffer pH 6 before commencing with IHC staining protocol.

追加情報 Is unsuitable for Flow Cyt, ICC/IF or IP.

ターゲット情報

機能	Receptor for MSH (alpha, beta and gamma) and ACTH. The activity of this receptor is mediated by G proteins which activate adenylate cyclase.
組織特異性	Melanocytes and corticoadrenal tissue.
関連疾患	Genetic variations in MC1R are a cause of susceptibility to cutaneous malignant melanoma type 5 (CMM5) [MIM:613099]. Malignant melanoma is a malignant neoplasm of melanocytes, arising de novo or from a pre-existing benign nevus, which occurs most often in the skin but also may involve other sites.
配列類似性	Belongs to the G-protein coupled receptor 1 family.
細胞内局在	Cell membrane.

画像



Western blot - Anti-MC1-R antibody [EPR6530]
(ab125031)

All lanes : Anti-MC1-R antibody [EPR6530] (ab125031) at 1/1000 dilution

Lane 1 : A375 cell lysate

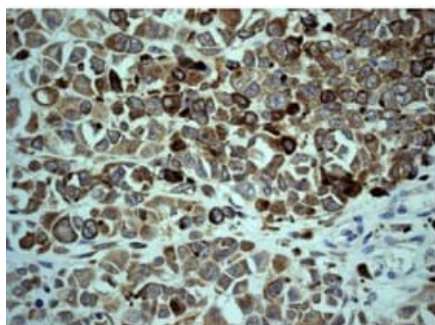
Lane 2 : Human melanoma lysate

Lysates/proteins at 10 µg per lane.

Secondary

All lanes : HRP labelled goat anti rabbit at 1/2000 dilution

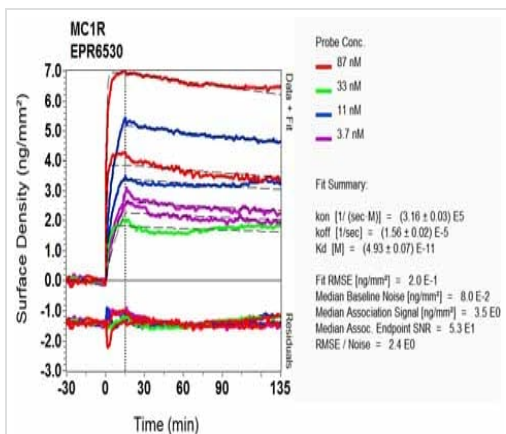
Predicted band size: 35 kDa



Immunohistochemistry (Formalin/PFA-fixed paraffin-embedded sections) - Anti-MC1-R antibody [EPR6530] (ab125031)

ab125031, at a 1/500 dilution, staining MC1-R in paraffin embedded Human melanoma tissue by Immunohistochemistry.

Perform heat mediated antigen retrieval with citrate buffer pH 6 before commencing with IHC staining protocol.



OI-RD Scanning - Anti-MC1-R antibody [EPR6530]
(ab125031)

Equilibrium dissociation constant (K_D)

Learn more about K_D

[Click here to learn more about \$K_D\$](#)

Why choose a
recombinant antibody?



Research with confidence
Consistent and reproducible results



Long-term and scalable supply
Recombinant technology



Success from the first experiment
Confirmed specificity



Ethical standards compliant
Animal-free production

Anti-MC1-R antibody [EPR6530] (ab125031)

Please note: All products are "FOR RESEARCH USE ONLY. NOT FOR USE IN DIAGNOSTIC PROCEDURES"

Our Abpromise to you: Quality guaranteed and expert technical support

- Replacement or refund for products not performing as stated on the datasheet
- Valid for 12 months from date of delivery
- Response to your inquiry within 24 hours
- We provide support in Chinese, English, French, German, Japanese and Spanish
- Extensive multi-media technical resources to help you
- We investigate all quality concerns to ensure our products perform to the highest standards

If the product does not perform as described on this datasheet, we will offer a refund or replacement. For full details of the Abpromise, please visit <https://www.abcam.co.jp/abpromise> or contact our technical team.

Terms and conditions

- Guarantee only valid for products bought direct from Abcam or one of our authorized distributors