

# Anti-MAP3K4 antibody [EP551Y] ab40784

リコンビナント RabMAb

## 1 References [画像数 3](#)

### 製品の概要

製品名	Anti-MAP3K4 antibody [EP551Y]
製品の詳細	Rabbit monoclonal [EP551Y] to MAP3K4
由来種	Rabbit
特異性	This antibody is predicted to detect splice isoform 2 based on sequence analysis.
アプリケーション	<b>適用あり:</b> IHC-P, WB <b>適用なし:</b> IP
種交差性	<b>交差種:</b> Human
免疫原	Synthetic peptide corresponding to Human MAP3K4 aa 150-250. Database link: <a href="#">Q9Y6R4</a>
特記事項	<p>This product is a recombinant monoclonal antibody, which offers several advantages including:</p> <ul style="list-style-type: none"><li>- High batch-to-batch consistency and reproducibility</li><li>- Improved sensitivity and specificity</li><li>- Long-term security of supply</li><li>- Animal-free production</li></ul> <p>For more information <a href="#">see here</a>.</p> <p>Our RabMAb<sup>®</sup> technology is a patented hybridoma-based technology for making rabbit monoclonal antibodies. For details on our patents, please refer to <a href="#">RabMAb<sup>®</sup> patents</a>.</p> <p>Mouse, Rat: We have preliminary internal testing data to indicate this antibody may not react with these species. Please contact us for more information.</p>

### 製品の特性

製品の状態	Liquid
保存方法	Shipped at 4°C. Upon delivery aliquot and store at -20°C. Avoid freeze / thaw cycles.
バッファー	pH: 7.20 Preservative: 0.01% Sodium azide Constituents: 59% PBS, 40% Glycerol (glycerin, glycerine), 0.5% BSA
精製度	Protein A purified
ポリ/モノ	モノクローナル

クローン名 EP551Y  
アイソタイプ IgG

#### アプリケーション

**The Abpromise guarantee** **Abpromise保証は、次のテスト済みアプリケーションにおけるab40784の使用に適用されます**  
アプリケーションノートには、推奨の開始希釈率がありますが、適切な希釈率につきましてはご検討ください。

アプリケーション	Abreviews	特記事項
IHC-P		Use at an assay dependent concentration. Perform heat mediated antigen retrieval with citrate buffer pH 6 before commencing with IHC staining protocol.
WB		1/1000 - 1/5000. Detects a band of approximately 200 kDa (predicted molecular weight: 182 kDa).

追加情報 Is unsuitable for IP.

#### ターゲット情報

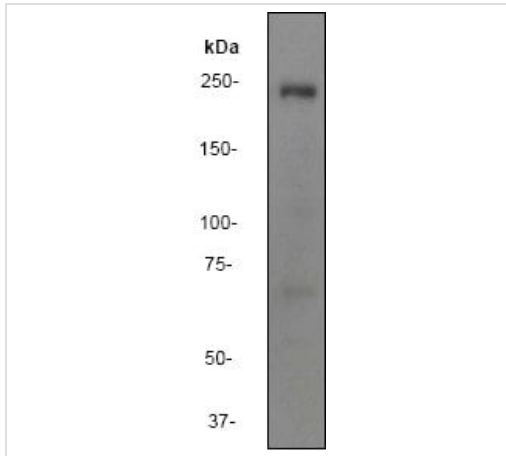
**機能** Component of a protein kinase signal transduction cascade. Activates the CSBP2, P38 and JNK MAPK pathways, but not the ERK pathway. Specifically phosphorylates and activates MAP2K4 and MAP2K6.

**組織特異性** Expressed at high levels in heart, placenta, skeletal muscle and pancreas, and at lower levels in other tissues.

**配列類似性** Belongs to the protein kinase superfamily. STE Ser/Thr protein kinase family. MAP kinase kinase kinase subfamily.  
Contains 1 protein kinase domain.

**細胞内局在** Cytoplasm > perinuclear region. Localized in perinuclear vesicular-like structures, probably Golgi-associated vesicles.

#### 画像

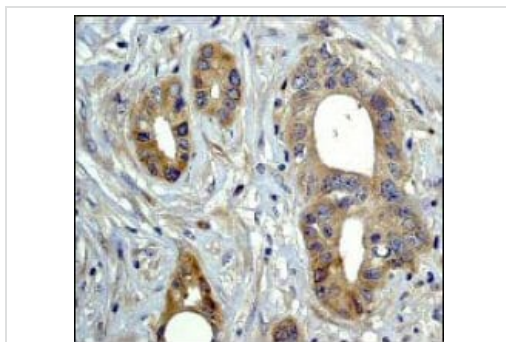


Western blot - Anti-MAP3K4 antibody [EP551Y] (ab40784)

Anti-MAP3K4 antibody [EP551Y] (ab40784) at 1/1000 dilution + 293 cell lysate. at 10 µg

**Predicted band size:** 182 kDa

**Observed band size:** 200 kDa







Immunohistochemistry (Formalin/PFA-fixed paraffin-embedded sections) - Anti-MAP3K4 antibody [EP551Y] (ab40784)

Immunohistochemical analysis of paraffin-embedded human ovary adenocarcinoma using ab40784.

Perform heat mediated antigen retrieval with citrate buffer pH 6 before commencing with IHC staining protocol.

Why choose a recombinant antibody?

 <p><b>Research with confidence</b> Consistent and reproducible results</p>	 <p><b>Long-term and scalable supply</b> Recombinant technology</p>
 <p><b>Success from the first experiment</b> Confirmed specificity</p>	 <p><b>Ethical standards compliant</b> Animal-free production</p>

Anti-MAP3K4 antibody [EP551Y] (ab40784)

**Please note:** All products are "FOR RESEARCH USE ONLY. NOT FOR USE IN DIAGNOSTIC PROCEDURES"

## **Our Abpromise to you: Quality guaranteed and expert technical support**

---

- Replacement or refund for products not performing as stated on the datasheet
- Valid for 12 months from date of delivery
- Response to your inquiry within 24 hours
  
- We provide support in Chinese, English, French, German, Japanese and Spanish
- Extensive multi-media technical resources to help you
- We investigate all quality concerns to ensure our products perform to the highest standards

If the product does not perform as described on this datasheet, we will offer a refund or replacement. For full details of the Abpromise, please visit <https://www.abcam.co.jp/abpromise> or contact our technical team.

## **Terms and conditions**

---

- Guarantee only valid for products bought direct from Abcam or one of our authorized distributors