




Anti-MAG/GMA antibody [3C7] - BSA and Azide free ab89780

★★★★★ [19 Abreviews](#) [54 References](#) [画像数 4](#)

製品の概要

| | |
|--------------|---|
| 製品名 | Anti-MAG/GMA antibody [3C7] - BSA and Azide free |
| 製品の詳細 | Mouse monoclonal [3C7] to MAG/GMA - BSA and Azide free |
| 由来種 | Mouse |
| アプリケーション | 適用あり: ICC, Flow Cyt, WB |
| 種交差性 | 交差種: Human, Recombinant fragment 交差が予測される動物種: Orangutan  |
| 免疫原 | Recombinant fragment corresponding to Human MAG/GMA aa 100-250. Database link: P20916  Run BLAST with  Run BLAST with |
| ポジティブ・コントロール | Partial tagged recombinant Human MAG/GMA protein (Immunogen), Jurkat whole cell lysate (ab7899). This antibody gave a positive result in IF in the following Formaldehyde fixed cell line: SKNSH. |
| 特記事項 | <p>This product was changed from ascites to tissue culture supernatant on 4th April 2019. Please note that the dilutions may need to be adjusted accordingly. If you have any questions, please do not hesitate to contact our scientific support team.</p> <p>The Life Science industry has been in the grips of a reproducibility crisis for a number of years. Abcam is leading the way in addressing this with our range of recombinant monoclonal antibodies and knockout edited cell lines for gold-standard validation. Please check that this product meets your needs before purchasing.</p> <p>If you have any questions, special requirements or concerns, please send us an inquiry and/or contact our Support team ahead of purchase. Recommended alternatives for this product can be found below, along with publications, customer reviews and Q&As</p> |

製品の特性

| | |
|----------|---|
| 製品の状態 | Liquid |
| 保存方法 | Shipped at 4°C. Upon delivery aliquot and store at -20°C or -80°C. Avoid repeated freeze / thaw cycles. |
| バッファー | pH: 7.40 Constituent: PBS |
| キャリア・フリー | はい |

| | |
|--------|--------------------|
| 精製度 | Protein A purified |
| ポリ/モノ | モノクローナル |
| クローン名 | 3C7 |
| アイソタイプ | IgG1 |
| 軽鎖の種類 | kappa |

アプリケーション

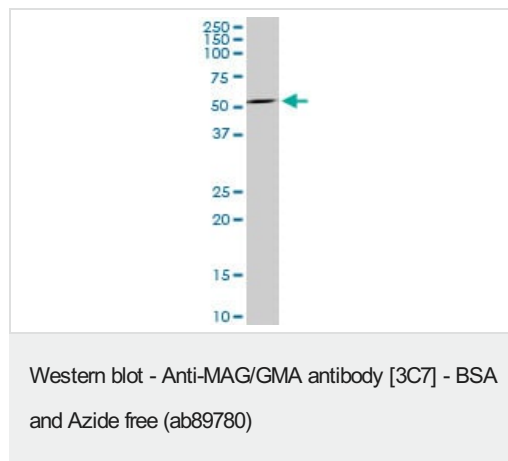
The Abpromise guarantee **Abpromise保証は、次のテスト済みアプリケーションにおけるab89780の使用に適用されます**
 アプリケーションノートには、推奨の開始希釈率がありますが、適切な希釈率につきましてはご確認ください。

| アプリケーション | Abreviews | 特記事項 |
|----------|-----------|--|
| ICC | | Use at an assay dependent concentration. |
| Flow Cyt | | Use at an assay dependent concentration. ab170190 - Mouse monoclonal IgG1, is suitable for use as an isotype control with this antibody. |
| WB | ★★★★★ (6) | Use at an assay dependent concentration. Predicted molecular weight: 63 kDa. Isoform a, 69 kDa; Isoform b, 63 kDa. |

ターゲット情報

| | |
|-------|--|
| 機能 | Adhesion molecule in postnatal neural development that mediates sialic-acid dependent cell-cell interactions between neuronal and myelinating cells. Preferentially binds to alpha-2,3-linked sialic acid. |
| 配列類似性 | Belongs to the immunoglobulin superfamily. SIGLEC (sialic acid binding Ig-like lectin) family. Contains 4 Ig-like C2-type (immunoglobulin-like) domains. Contains 1 Ig-like V-type (immunoglobulin-like) domain. |
| 細胞内局在 | Membrane. |

画像

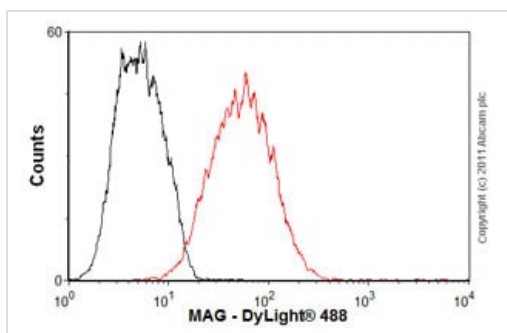


Anti-MAG/GMA antibody [3C7] - BSA and Azide free (ab89780) at 5 µg/ml + Jurkat cell lysate at 50 µg

Predicted band size: 63 kDa

Observed band size: 53 kDa

This image was generated using the ascites version of the product.



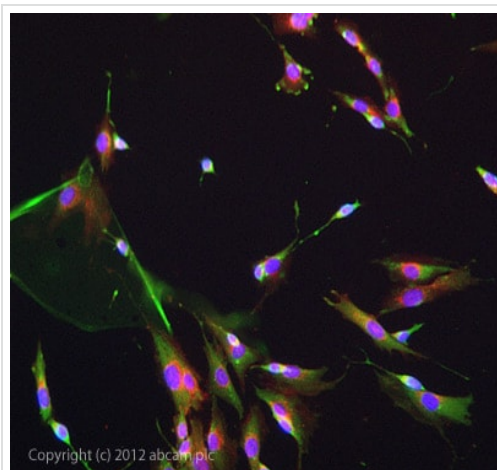
Flow Cytometry - Anti-MAG/GMA antibody [3C7] - BSA and Azide free (ab89780)

Overlay histogram showing SH-SY5Y cells stained with ab89780 (red line). The cells were fixed with 4% paraformaldehyde (10 min) and incubated in 1x PBS / 10% normal goat serum / 0.3M glycine to block non-specific protein-protein interactions. The cells were then incubated with the antibody (ab89780, 1 µg/1x10⁶ cells) for 30 min at 22°C. The secondary antibody used was DyLight® 488 goat anti-mouse IgG (H+L) (**ab96879**) at 1/500 dilution for 30 min at 22°C. Isotype control antibody (black line) was mouse IgG1 [ICIGG1] (**ab91353**, 2 µg/1x10⁶ cells) used under the same conditions.

Acquisition of >5,000 events was performed. This antibody gave a positive signal in SH-SY5Y cells fixed with 80% methanol (5 min) used under the same conditions.

Please note that Abcam do not have any data for use of this antibody on non-fixed cells. We welcome any customer feedback.

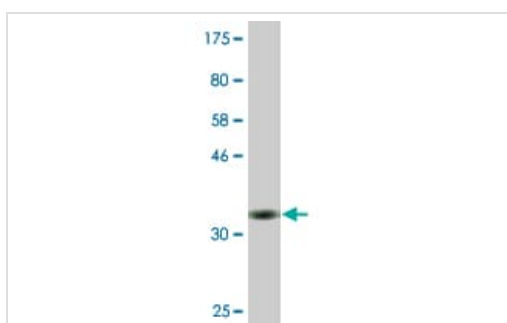
This image was generated using the ascites version of the product.



Immunocytochemistry - Anti-MAG/GMA antibody [3C7] - BSA and Azide free (ab89780)

ab89780 stained SKNSH cells. The cells were 4% formaldehyde fixed (10 min) and then incubated in 1% BSA / 10% normal goat serum / 0.3M glycine in 0.1% PBS-Tween for 1h to permeabilise the cells and block non-specific protein-protein interactions. The cells were then incubated with the antibody ab89780 at 10 µg/ml overnight at +4°C. The secondary antibody (green) was DyLight® 488 goat anti-mouse (**ab96879**) IgG (H+L) used at a 1/1000 dilution for 1h. Alexa Fluor® 594 WGA was used to label plasma membranes (red) at a 1/200 dilution for 1h. DAPI was used to stain the cell nuclei (blue) at a concentration of 1.43 µM.

This image was generated using the ascites version of the product.



Western blot - Anti-MAG/GMA antibody [3C7] - BSA and Azide free (ab89780)

Anti-MAG/GMA antibody [3C7] - BSA and Azide free (ab89780) at 5 µg/ml + Partial tagged recombinant Human MAG/GMA protein at 0.2 µg

Predicted band size: 63 kDa

Observed band size: 36 kDa

Western blot against tagged recombinant protein immunogen.

Predicted band size of immunogen is 36 kDa.

This image was generated using the ascites version of the product.

Please note: All products are "FOR RESEARCH USE ONLY. NOT FOR USE IN DIAGNOSTIC PROCEDURES"

Our Abpromise to you: Quality guaranteed and expert technical support

- Replacement or refund for products not performing as stated on the datasheet
- Valid for 12 months from date of delivery
- Response to your inquiry within 24 hours
- We provide support in Chinese, English, French, German, Japanese and Spanish
- Extensive multi-media technical resources to help you
- We investigate all quality concerns to ensure our products perform to the highest standards

If the product does not perform as described on this datasheet, we will offer a refund or replacement. For full details of the Abpromise, please visit <https://www.abcam.co.jp/abpromise> or contact our technical team.

Terms and conditions

- Guarantee only valid for products bought direct from Abcam or one of our authorized distributors