


Anti-MafA antibody ab17976

★★★★★ [7 Abreviews](#) [5 References](#) [画像数 2](#)

製品の概要

製品名	Anti-MafA antibody
製品の詳細	Rabbit polyclonal to MafA
由来種	Rabbit
アプリケーション	適用あり: WB, EMSA
種交差性	交差種: Human 交差が予測される動物種: Rat 
免疫原	Synthetic peptide corresponding to Mouse MafA (C terminal). Database link: Q8CF90
特記事項	<p>The Life Science industry has been in the grips of a reproducibility crisis for a number of years. Abcam is leading the way in addressing this with our range of recombinant monoclonal antibodies and knockout edited cell lines for gold-standard validation. Please check that this product meets your needs before purchasing.</p> <p>If you have any questions, special requirements or concerns, please send us an inquiry and/or contact our Support team ahead of purchase. Recommended alternatives for this product can be found below, along with publications, customer reviews and Q&As</p>

製品の特性

製品の状態	Liquid
保存方法	Shipped at 4°C. Store at +4°C short term (1-2 weeks). Upon delivery aliquot. Store at -20°C. Avoid freeze / thaw cycle.
バッファー	pH: 7 Preservative: 0.1% Sodium azide Constituents: 0.021% PBS, 1.764% Sodium citrate, 1.815% Tris
精製度	Immunogen affinity purified
ポリ/モノ	ポリクローナル
アイソタイプ	IgG

アプリケーション

The Abpromise guarantee

Abpromise保証は、次のテスト済みアプリケーションにおけるab17976の使用に適用されます

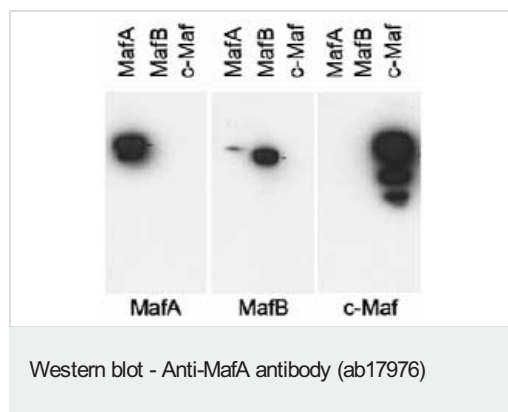
アプリケーションノートには、推奨の開始希釈率がありますが、適切な希釈率につきましてはご検討ください。

アプリケーション	Abreviews	特記事項
WB		1/1000 - 1/10000.
EMSA		Use a concentration of 0.05 - 0.25 mg/ml.

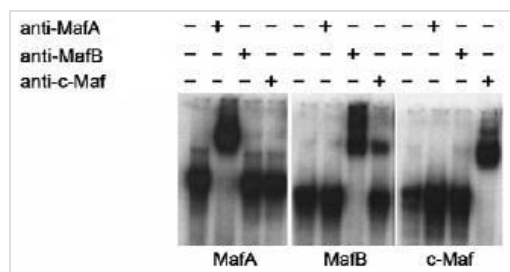
ターゲット情報

機能	Acts as a transcriptional factor. Specifically binds the insulin enhancer element RIPE3b and activates insulin gene expression. Cooperates synergistically with NEUROD1 and PDX1. Phosphorylation by GSK3 increases its transcriptional activity and is required for its oncogenic activity. Involved either as an oncogene or as a tumor suppressor, depending on the cell context.
配列類似性	Belongs to the bZIP family. Maf subfamily. Contains 1 bZIP domain.
翻訳後修飾	Ubiquitinated, leading to its degradation by the proteasome. Ser-14 and Ser-65 appear to be the major phosphorylation sites. Phosphorylated by MAPK13 on serine and threonine residues (Probable). Phosphorylation by GSK3 requires prior phosphorylation of Ser-65 by another kinase. Phosphorylation proceeds then from Ser-61 to Thr-57, Thr-53 and Ser-49. GSK3-mediated phosphorylation increases its transcriptional activity through the recruitment of the coactivator PCAF, is required for its transforming activity and leads to its degradation through an ubiquitin/proteasome-dependent pathway.
細胞内局在	Nucleus. Detected in nuclei of pancreas islet beta cells.

画像



Detection of MafA, MafB and cMaf by Western Blot. Samples: Nuclear extract (6 µg) from HeLa cells transfected with MafA, MafB or cMaf expression constructs. Antibodies: Affinity purified anti-MafA antibody, anti-MafB Antibody or anti-c-Maf antibody. Each antibody was used at 0.5 µg/ml. Detection: Chemiluminescence with a 5 second exposure.



Electrophoretic Mobility Shift Assay - Anti-MafA
antibody (ab17976)

Electrophoretic Mobility Shift of MafA, MafB and c-Maf.

Samples: Nuclear extract (6 ug) from HeLa cells transfected with MafA, MafB or c-Maf expression constructs. Antibodies: Affinity purified anti-MafA antibody BL1069, anti-MafB Antibody or anti-c-Maf antibody.

Please note: All products are "FOR RESEARCH USE ONLY. NOT FOR USE IN DIAGNOSTIC PROCEDURES"

Our Abpromise to you: Quality guaranteed and expert technical support

- Replacement or refund for products not performing as stated on the datasheet
- Valid for 12 months from date of delivery
- Response to your inquiry within 24 hours
- We provide support in Chinese, English, French, German, Japanese and Spanish
- Extensive multi-media technical resources to help you
- We investigate all quality concerns to ensure our products perform to the highest standards

If the product does not perform as described on this datasheet, we will offer a refund or replacement. For full details of the Abpromise, please visit <https://www.abcam.co.jp/abpromise> or contact our technical team.

Terms and conditions

- Guarantee only valid for products bought direct from Abcam or one of our authorized distributors