

Anti-LYRM2 antibody ab106686

画像数 3

製品の概要

製品名	Anti-LYRM2 antibody
製品の詳細	Rabbit polyclonal to LYRM2
由来種	Rabbit
特異性	ab106686 is predicted not to crossreact with other LYRM family members.
アプリケーション	適用あり: WB, ICC, ICC/IF
種交差性	交差種: Human
免疫原	A 16 amino acid peptide near the carboxy terminus of Human LYRM2 (NP_065199).
ポジティブ・コントロール	A549 cell lysate
特記事項	<p>The Life Science industry has been in the grips of a reproducibility crisis for a number of years. Abcam is leading the way in addressing this with our range of recombinant monoclonal antibodies and knockout edited cell lines for gold-standard validation. Please check that this product meets your needs before purchasing.</p> <p>If you have any questions, special requirements or concerns, please send us an inquiry and/or contact our Support team ahead of purchase. Recommended alternatives for this product can be found below, along with publications, customer reviews and Q&As</p>

製品の特性

製品の状態	Liquid
保存方法	Shipped at 4°C. Store at 4°C (stable for up to 12 months).
バッファー	pH: 7.2 Preservative: 0.02% Sodium azide Constituent: PBS
精製度	Immunogen affinity purified
特記事項(精製)	Affinity chromatography purified via peptide column.
ポリ/モノ	ポリクローナル
アイソタイプ	IgG

アプリケーション

The Abpromise guarantee

Abpromise保証は、次のテスト済みアプリケーションにおけるab106686の使用に適用されます

アプリケーションノートには、推奨の開始希釈率がありますが、適切な希釈率につきましてはご検討ください。

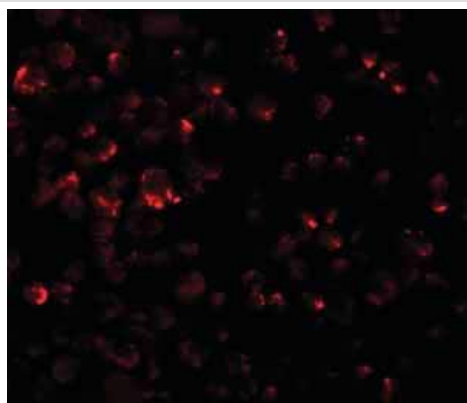
アプリケーション	Abreviews	特記事項
WB		Use a concentration of 1 - 2 µg/ml. Predicted molecular weight: 10 kDa.
ICC		Use a concentration of 20 µg/ml.
ICC/IF		Use a concentration of 20 µg/ml.

ターゲット情報

配列類似性

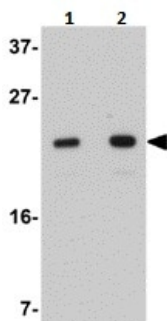
Belongs to the complex I LYR family.

画像



Immunofluorescence of LYRM2 in A549 cells with ab106686 at 20 µg/mL.

Immunocytochemistry/ Immunofluorescence - Anti-LYRM2 antibody (ab106686)



Lane 1 : Anti-LYRM2 antibody (ab106686) at 1 µg/ml

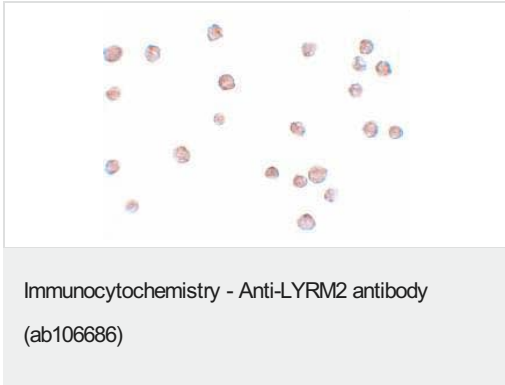
Lane 2 : Anti-LYRM2 antibody (ab106686) at 2 µg/ml

All lanes : A549 cell lysate

Lysates/proteins at 15 µg per lane.

Predicted band size: 10 kDa

Western blot - Anti-LYRM2 antibody (ab106686)



Immunocytochemical analysis of LYRM2 in A549 cells, using ab106686 at 20 µg/ml.

Please note: All products are "FOR RESEARCH USE ONLY. NOT FOR USE IN DIAGNOSTIC PROCEDURES"

Our Abpromise to you: Quality guaranteed and expert technical support

- Replacement or refund for products not performing as stated on the datasheet
- Valid for 12 months from date of delivery
- Response to your inquiry within 24 hours
- We provide support in Chinese, English, French, German, Japanese and Spanish
- Extensive multi-media technical resources to help you
- We investigate all quality concerns to ensure our products perform to the highest standards

If the product does not perform as described on this datasheet, we will offer a refund or replacement. For full details of the Abpromise, please visit <https://www.abcam.co.jp/abpromise> or contact our technical team.

Terms and conditions

- Guarantee only valid for products bought direct from Abcam or one of our authorized distributors