

Anti-LRRC47 antibody ab121355

画像数 6

製品の概要

製品名	Anti-LRRC47 antibody
製品の詳細	Rabbit polyclonal to LRRC47
由来種	Rabbit
アプリケーション	適用あり: IHC-P, WB
種交差性	交差種: Mouse, Rat, Human
免疫原	antigen sequence, corresponding to amino acids 163-273 of Human LRRC47.
ポジティブ・コントロール	IHC-P: Human Kidney, colon, cerebral cortex and testis tissues. WB: RT 4, U 251 MG, NIH/3T3 and NBT-II cell lysates.
特記事項	<p>The Life Science industry has been in the grips of a reproducibility crisis for a number of years. Abcam is leading the way in addressing this with our range of recombinant monoclonal antibodies and knockout edited cell lines for gold-standard validation. Please check that this product meets your needs before purchasing.</p> <p>If you have any questions, special requirements or concerns, please send us an inquiry and/or contact our Support team ahead of purchase. Recommended alternatives for this product can be found below, along with publications, customer reviews and Q&As</p>

製品の特性

製品の状態	Liquid
保存方法	Shipped at 4°C. Upon delivery aliquot and store at -20°C. Avoid freeze / thaw cycles.
バッファー	<p>pH: 7.20</p> <p>Preservative: 0.02% Sodium azide</p> <p>Constituents: 59% PBS, 40% Glycerol (glycerin, glycerine)</p>
精製度	Immunogen affinity purified
ポリ/モノ	ポリクローナル
アイソタイプ	IgG

アプリケーション

The Abpromise guarantee

Abpromise保証は、 次のテスト済みアプリケーションにおけるab121355の使用に適用されます

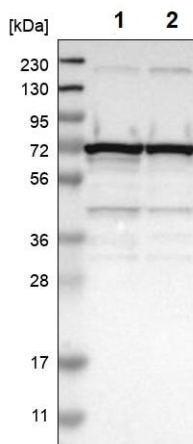
アプリケーションノートには、推奨の開始希釈率がありますが、適切な希釈率につきましてはご確認ください。

アプリケーション	Abreviews	特記事項
IHC-P		1/200 - 1/500. Perform heat mediated antigen retrieval with citrate buffer pH 6 before commencing with IHC staining protocol.
WB		Use a concentration of 0.04 - 0.4 µg/ml.

ターゲット情報

配列類似性 Contains 7 LRR (leucine-rich) repeats.

画像



Western blot - Anti-LRRC47 antibody (ab121355)

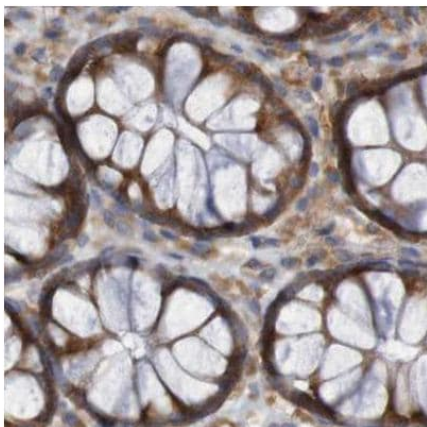
All lanes : Anti-LRRC47 antibody (ab121355) at 1/500 dilution

Lane 1 : RT4 (Human urinary bladder cancer cell line) cell lysate

Lane 2 : U-251 MG (Human brain glioma cell line) whole cell lysate

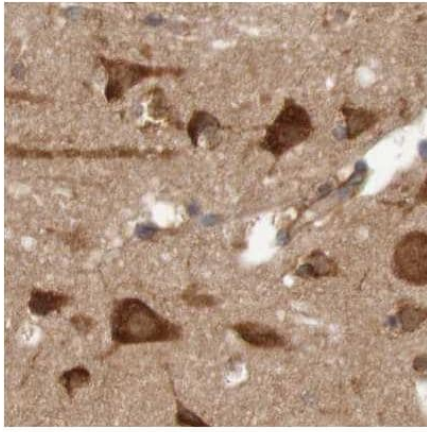
Performed under reducing conditions.

Western blot analysis labeling LRRC47 with ab121355 at 1/500 dilution.



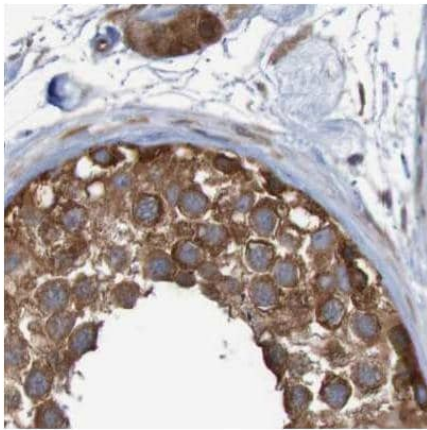
Immunohistochemistry (Formalin/PFA-fixed paraffin-embedded sections) - Anti-LRRC47 antibody (ab121355)

ab121355, at 1/500 dilution, staining LRCC47 in Paraffin-embedded Human colon tissue by Immunohistochemistry.



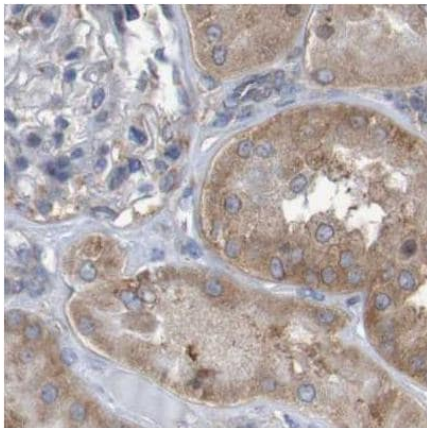
ab121355, at 1/500 dilution, staining LRCC47 in Paraffin-embedded Human cerebral cortex tissue by Immunohistochemistry.

Immunohistochemistry (Formalin/PFA-fixed paraffin-embedded sections) - Anti-LRRC47 antibody (ab121355)



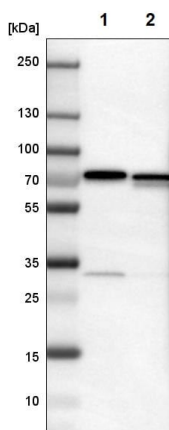
ab121355, at 1/500 dilution, staining LRCC47 in Paraffin-embedded Human testis tissue by Immunohistochemistry.

Immunohistochemistry (Formalin/PFA-fixed paraffin-embedded sections) - Anti-LRRC47 antibody (ab121355)



Immunohistochemistry (Formalin/PFA-fixed paraffin-embedded sections) - Anti-LRRC47 antibody (ab121355)

ab121355, at 1/500 dilution, staining LRCC47 in Paraffin-embedded Human kidney tissue by Immunohistochemistry.



Western blot - Anti-LRRC47 antibody (ab121355)

All lanes : Anti-LRRC47 antibody (ab121355) at 1/500 dilution

Lane 1 : NIH/3T3 (Mouse embryonic fibroblast cell line) whole cell lysate

Lane 2 : Rat NBT-II whole cell lysate

Western blot analysis labeling LRRC47 with ab121355 at 1/500 dilution.

Please note: All products are "FOR RESEARCH USE ONLY. NOT FOR USE IN DIAGNOSTIC PROCEDURES"

Our Abpromise to you: Quality guaranteed and expert technical support

- Replacement or refund for products not performing as stated on the datasheet
- Valid for 12 months from date of delivery
- Response to your inquiry within 24 hours
- We provide support in Chinese, English, French, German, Japanese and Spanish
- Extensive multi-media technical resources to help you
- We investigate all quality concerns to ensure our products perform to the highest standards

If the product does not perform as described on this datasheet, we will offer a refund or replacement. For full details of the Abpromise, please visit <https://www.abcam.co.jp/abpromise> or contact our technical team.

Terms and conditions

- Guarantee only valid for products bought direct from Abcam or one of our authorized distributors