




Anti-LIMP2 antibody ab87637

★★★★★ **2 Abreviews**

製品の概要

製品名	Anti-LIMP2 antibody
製品の詳細	Goat polyclonal to LIMP2
由来種	Goat
アプリケーション	適用あり: IHC-P
種交差性	交差種: Human 交差が予測される動物種: Mouse, Rat, Cow 
免疫原	Synthetic peptide: C-NKANIQFGDNGTTIS , corresponding to internal sequence amino acids 96-110 of human LIMP2 (NP_005497.1).  Run BLAST with  Run BLAST with
特記事項	<p>The Life Science industry has been in the grips of a reproducibility crisis for a number of years. Abcam is leading the way in addressing this with our range of recombinant monoclonal antibodies and knockout edited cell lines for gold-standard validation. Please check that this product meets your needs before purchasing.</p> <p>If you have any questions, special requirements or concerns, please send us an inquiry and/or contact our Support team ahead of purchase. Recommended alternatives for this product can be found below, along with publications, customer reviews and Q&As</p>

製品の特性

製品の状態	Liquid
保存方法	Shipped at 4°C. Upon delivery aliquot and store at -20°C. Avoid repeated freeze / thaw cycles.
バッファー	pH: 7.30 Preservative: 0.02% Sodium azide Constituents: 0.5% BSA, Tris buffered saline
精製度	Immunogen affinity purified
特記事項 (精製)	ab87637 was purified from goat serum by ammonium sulphate precipitation followed by antigen affinity chromatography using the immunizing peptide.
ポリ/モノ	ポリクローナル
アイソタイプ	IgG

アプリケーション

The Abpromise guarantee Abpromise保証は、 次のテスト済みアプリケーションにおけるab87637の使用に適用されます
アプリケーションノートには、推奨の開始希釈率がありますが、適切な希釈率につきましてはご検討ください。

アプリケーション	Abreviews	特記事項
IHC-P		Use a concentration of 3 - 5 µg/ml. Perform heat mediated antigen retrieval with citrate buffer pH 6 before commencing with IHC staining protocol.

ターゲット情報

機能	Acts as a lysosomal receptor for glucosylceramidase (GBA) targeting. (Microbial infection) Acts as a receptor for enterovirus 71.
関連疾患	Epilepsy, progressive myoclonic 4, with or without renal failure Genetic variants in SCARB2 can act as modifier of the phenotypic expression and severity of Gaucher disease.
配列類似性	Belongs to the CD36 family.
細胞内局在	Lysosome membrane.

Please note: All products are "FOR RESEARCH USE ONLY. NOT FOR USE IN DIAGNOSTIC PROCEDURES"

Our Abpromise to you: Quality guaranteed and expert technical support

- Replacement or refund for products not performing as stated on the datasheet
- Valid for 12 months from date of delivery
- Response to your inquiry within 24 hours
- We provide support in Chinese, English, French, German, Japanese and Spanish
- Extensive multi-media technical resources to help you
- We investigate all quality concerns to ensure our products perform to the highest standards

If the product does not perform as described on this datasheet, we will offer a refund or replacement. For full details of the Abpromise, please visit <https://www.abcam.co.jp/abpromise> or contact our technical team.

Terms and conditions

- Guarantee only valid for products bought direct from Abcam or one of our authorized distributors