




Anti-LDB3 antibody ab110003

画像数 2

製品の概要

製品名	Anti-LDB3 antibody
製品の詳細	Goat polyclonal to LDB3
由来種	Goat
アプリケーション	適用あり: WB, IHC-P
種交差性	交差種: Human 交差が予測される動物種: Dog, Pig 
免疫原	Synthetic peptide: C- KSQNKPEDEADE , corresponding to internal sequence amino acids 251-262 of Human LDB3  Run BLAST with  Run BLAST with
ポジティブ・コントロール	Human skeletal muscle tissue, Human muscle lysate.
特記事項	<p>The Life Science industry has been in the grips of a reproducibility crisis for a number of years. Abcam is leading the way in addressing this with our range of recombinant monoclonal antibodies and knockout edited cell lines for gold-standard validation. Please check that this product meets your needs before purchasing.</p> <p>If you have any questions, special requirements or concerns, please send us an inquiry and/or contact our Support team ahead of purchase. Recommended alternatives for this product can be found below, along with publications, customer reviews and Q&As</p>

製品の特性

製品の状態	Liquid
保存方法	Shipped at 4°C. Store at +4°C short term (1-2 weeks). Upon delivery aliquot. Store at -20°C long term.
バッファー	pH: 7.30 Preservative: 0.02% Sodium azide Constituents: Tris buffered saline, 0.5% BSA
精製度	Immunogen affinity purified
ポリ/モノ	ポリクローナル
アイソタイプ	IgG

アプリケーション

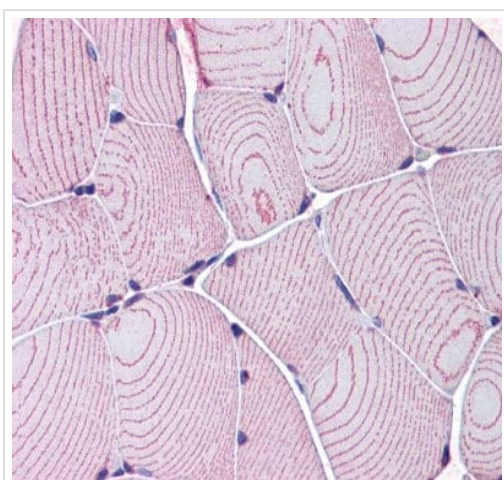
The Abpromise guarantee Abpromise保証は、 次のテスト済みアプリケーションにおけるab110003の使用に適用されます
アプリケーションノートには、推奨の開始希釈率がありますが、適切な希釈率につきましてはご検討ください。

アプリケーション	Abreviews	特記事項
WB		Use a concentration of 0.01 - 0.03 µg/ml. Predicted molecular weight: 77 kDa.
IHC-P		Use a concentration of 3.75 µg/ml.

ターゲット情報

機能	May function as an adapter in striated muscle to couple protein kinase C-mediated signaling via its LIM domains to the cytoskeleton.
組織特異性	Expressed primarily in skeletal muscle and to a lesser extent in heart. Also detected in brain and placenta.
関連疾患	<p>Defects in LDB3 are the cause of cardiomyopathy dilated type 1C (CMD1C) [MIM:601493]. Dilated cardiomyopathy is a disorder characterized by ventricular dilation and impaired systolic function, resulting in congestive heart failure and arrhythmia. Patients are at risk of premature death.</p> <p>Defects in LDB3 are the cause of left ventricular non-compaction type 3 (LVNC3) [MIM:601493]. Left ventricular non-compaction is characterized by numerous prominent trabeculations and deep intertrabecular recesses in hypertrophied and hypokinetic segments of the left ventricle.</p> <p>Defects in LDB3 are the cause of myopathy myofibrillar ZASP-related (MFM-ZASP) [MIM:609452]. A neuromuscular disorder characterized by distal and proximal muscle weakness with signs of cardiomyopathy and neuropathy.</p>
配列類似性	<p>Contains 3 LIM zinc-binding domains.</p> <p>Contains 1 PDZ (DHR) domain.</p>
細胞内局在	<p>Cytoplasm > perinuclear region. Cell projection > pseudopodium. Cytoplasm > cytoskeleton.</p> <p>Cytoplasm > myofibril > sarcomere > Z line. Localized to the cytoplasm around nuclei and pseudopodia of undifferentiated cells and detected throughout the myotubes of differentiated cells. Colocalizes with ACTN2 at the Z-lines.</p>

画像



ab110003, at 3.75 µg/ml, staining LDB3 in Human skeletal muscle by immunohistochemistry.

Immunohistochemistry (Formalin/PFA-fixed paraffin-embedded sections) - Anti-LDB3 antibody (ab110003)



Anti-LDB3 antibody (ab110003) at 0.01 µg/ml + Human muscle lysate in RIPA buffer at 35 µg

Predicted band size: 77 kDa

Western blot - Anti-LDB3 antibody (ab110003)

Please note: All products are "FOR RESEARCH USE ONLY. NOT FOR USE IN DIAGNOSTIC PROCEDURES"

Our Abpromise to you: Quality guaranteed and expert technical support

- Replacement or refund for products not performing as stated on the datasheet
- Valid for 12 months from date of delivery
- Response to your inquiry within 24 hours

- We provide support in Chinese, English, French, German, Japanese and Spanish
- Extensive multi-media technical resources to help you
- We investigate all quality concerns to ensure our products perform to the highest standards

If the product does not perform as described on this datasheet, we will offer a refund or replacement. For full details of the Abpromise, please visit <https://www.abcam.co.jp/abpromise> or contact our technical team.

Terms and conditions

- Guarantee only valid for products bought direct from Abcam or one of our authorized distributors