


Anti-KDM5C / Jarid1C / SMCX antibody ab72152

[1 References](#) [画像数 2](#)

製品の概要

製品名	Anti-KDM5C / Jarid1C / SMCX antibody
製品の詳細	Rabbit polyclonal to KDM5C / Jarid1C / SMCX
由来種	Rabbit
アプリケーション	適用あり: WB, IP
種交差性	交差種: Mouse, Human 交差が予測される動物種: Horse, Dog, Pig, Chimpanzee, Rhesus monkey, Gorilla, Orangutan, Elephant 
免疫原	Synthetic peptide corresponding to Human KDM5C/ Jarid1C/ SMCX aa 275-325. Database link: P41229

特記事項

The Life Science industry has been in the grips of a reproducibility crisis for a number of years. Abcam is leading the way in addressing this with our range of recombinant monoclonal antibodies and knockout edited cell lines for gold-standard validation. Please check that this product meets your needs before purchasing.

If you have any questions, special requirements or concerns, please send us an inquiry and/or contact our Support team ahead of purchase. Recommended alternatives for this product can be found below, along with publications, customer reviews and Q&As

製品の特性

製品の状態	Liquid
保存方法	Shipped at 4°C. Upon delivery aliquot and store at -20°C. Avoid freeze / thaw cycles.
バッファー	pH: 6.8 Preservative: 0.09% Sodium azide Constituents: 0.1% BSA, Tris buffered saline
精製度	Immunogen affinity purified
ポリ/モノ	ポリクローナル
アイソタイプ	IgG

アプリケーション

The Abpromise guarantee

Abpromise保証は、次のテスト済みアプリケーションにおけるab72152の使用に適用されます

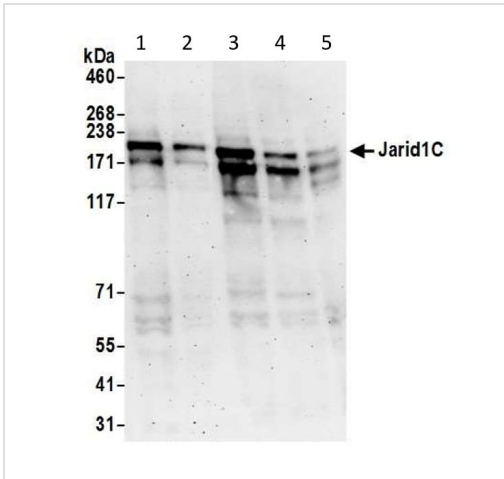
アプリケーションノートには、推奨の開始希釈率がありますが、適切な希釈率につきましてはご検討ください。

アプリケーション	Abreviews	特記事項
WB		1/2000 - 1/10000. Detects a band of approximately 200 kDa (predicted molecular weight: 176 kDa).
IP		Use at 2 µg/mg of lysate.

ターゲット情報

機能	Histone demethylase that specifically demethylates 'Lys-4' of histone H3, thereby playing a central role in histone code. Does not demethylate histone H3 'Lys-9', H3 'Lys-27', H3 'Lys-36', H3 'Lys-79' or H4 'Lys-20'. Demethylates trimethylated and dimethylated but not monomethylated H3 'Lys-4'. Participates in transcriptional repression of neuronal genes by recruiting histone deacetylases and REST at neuron-restrictive silencer elements.
組織特異性	Expressed in all tissues examined. Highest levels found in brain and skeletal muscle.
関連疾患	Defects in KDM5C are the cause of mental retardation syndromic X-linked JARID1C-related (MRXSJ) [MIM:300534]. MRXSJ is characterized by significantly sub-average general intellectual functioning associated with impairments in adaptative behavior and manifested during the developmental period. MRXSJ patients manifest mental retardation associated with variable features such as slowly progressive spastic paraplegia, seizures, facial dysmorphism.
配列類似性	Belongs to the JARID1 histone demethylase family. Contains 1 ARID domain. Contains 1 JmjC domain. Contains 1 JmjN domain. Contains 2 PHD-type zinc fingers.
ドメイン	The first PHD-type zinc finger domain recognizes and binds H3-K9Me3. Both the JmjC domain and the JmjN domain are required for enzymatic activity.
細胞内局在	Nucleus.

画像



Western blot - Anti-KDM5C / Jarid1C / SMCX antibody (ab72152)

All lanes : Anti-KDM5C / Jarid1C / SMCX antibody (ab72152) at 0.04 µg/ml

Lane 1 : HeLa whole cell lysate at 50 µg

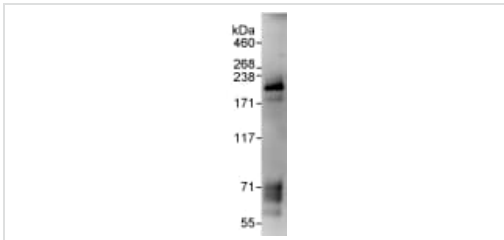
Lane 2 : HeLa whole cell lysate at 15 µg

Lane 3 : HEK293T whole cell lysate at 50 µg

Lane 4 : Jurkat whole cell lysate at 50 µg

Lane 5 : NIH 3T3 whole cell lysate at 50 µg

Predicted band size: 176 kDa



Immunoprecipitation - Anti-KDM5C / Jarid1C / SMCX antibody (ab72152)

Detection of Human KDM5C / Jarid1C / SMCX by Immunoprecipitation in Whole cell lysate from HeLa cells (1 mg/IP, 20% of IP loaded) using ab72152 at 3 µg/mg lysate for IP and at 0.1 µg/ml for subsequent WB detection. Note: bands between 55 and 71 kDa represent the IgG chains.

Please note: All products are "FOR RESEARCH USE ONLY. NOT FOR USE IN DIAGNOSTIC PROCEDURES"

Our Abpromise to you: Quality guaranteed and expert technical support

- Replacement or refund for products not performing as stated on the datasheet
- Valid for 12 months from date of delivery
- Response to your inquiry within 24 hours
- We provide support in Chinese, English, French, German, Japanese and Spanish
- Extensive multi-media technical resources to help you
- We investigate all quality concerns to ensure our products perform to the highest standards

If the product does not perform as described on this datasheet, we will offer a refund or replacement. For full details of the Abpromise, please visit <https://www.abcam.co.jp/abpromise> or contact our technical team.

Terms and conditions

- Guarantee only valid for products bought direct from Abcam or one of our authorized distributors