

Anti-KChIP2 antibody ab88542

画像数 3

製品の概要

製品名	Anti-KChIP2 antibody
製品の詳細	Mouse polyclonal to KChIP2
由来種	Mouse
アプリケーション	適用あり: WB, ICC/IF
種交差性	交差種: Rat, Human
免疫原	Recombinant full length protein within Human KChIP2. The exact immunogen sequence used to generate this antibody is proprietary information. If additional detail on the immunogen is needed to determine the suitability of the antibody for your needs, please contact our Scientific Support team to discuss your requirements.
ポジティブ・コントロール	Rat brain lysate with KChIP2 expression, KChIP2 transfected 293T cell lysate and HeLa cell.
特記事項	<p>The Life Science industry has been in the grips of a reproducibility crisis for a number of years. Abcam is leading the way in addressing this with our range of recombinant monoclonal antibodies and knockout edited cell lines for gold-standard validation. Please check that this product meets your needs before purchasing.</p> <p>If you have any questions, special requirements or concerns, please send us an inquiry and/or contact our Support team ahead of purchase. Recommended alternatives for this product can be found below, along with publications, customer reviews and Q&As</p>

製品の特性

製品の状態	Liquid
保存方法	Shipped at 4°C. Upon delivery aliquot and store at -20°C or -80°C. Avoid repeated freeze / thaw cycles.
バッファー	pH: 7.40 Constituent: 100% PBS
精製度	Protein A purified
ポリ/モノ	ポリクローナル
アイソタイプ	IgG

アプリケーション

The Abpromise guarantee

Abpromise保証は、次のテスト済みアプリケーションにおけるab88542の使用に適用されます

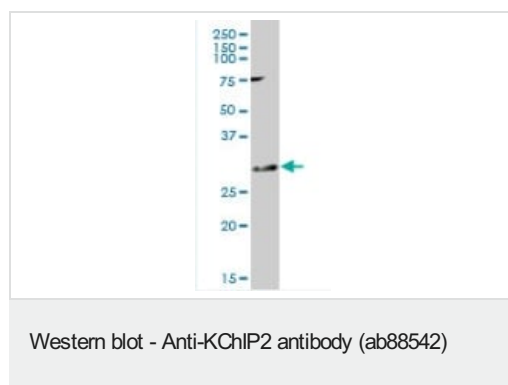
アプリケーションノートには、推奨の開始希釈率がありますが、適切な希釈率につきましてはご検討ください。

アプリケーション	Abreviews	特記事項
WB		Use a concentration of 1 µg/ml. Predicted molecular weight: 31 kDa.
ICC/IF		Use a concentration of 10 µg/ml.

ターゲット情報

機能	Regulatory subunit of Kv4/D (Shal)-type voltage-gated rapidly inactivating A-type potassium channels. Modulates channel density, inactivation kinetics and rate of recovery from inactivation in a calcium-dependent and isoform-specific manner. In vitro, modulates KCND2/Kv4.2 and KCND3/Kv4.3 currents. Involved in KCND2 and KCND3 trafficking to the cell surface. May be required for the expression of I(To) currents in the heart.
組織特異性	Expressed in brain. Colocalizes with KCND2 in excitatory neurons including cortical and hippocampal CA1 pyramidal cells. Isoform 3 is expressed in heart and in umbilical vein endothelial cells. Not expressed in fetal heart.
配列類似性	Belongs to the recoverin family. Contains 4 EF-hand domains.
翻訳後修飾	Palmitoylated. Palmitoylation enhances association with the plasma membrane.
細胞内局在	Cell membrane and Cell membrane. Detected on lipid rafts (By similarity).
製品の状態	There are 9 isoforms produced by alternative splicing.

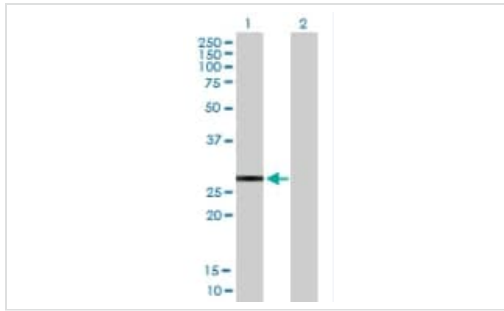
画像



Anti-KChIP2 antibody (ab88542) at 1 µg/ml + Rat brain lysate with KChIP2 expression at 50 µg

Predicted band size: 31 kDa

Observed band size: 31 kDa



Western blot - Anti-KChIP2 antibody (ab88542)

All lanes : Anti-KChIP2 antibody (ab88542) at 1 µg/ml

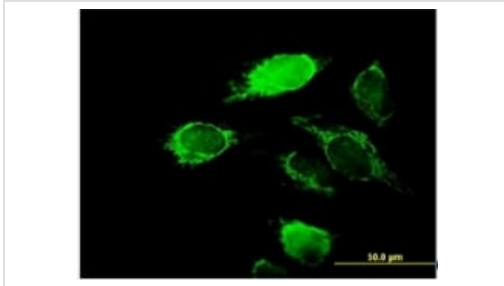
Lane 1 : KChIP2 transfected 293T cell lysate

Lane 2 : Non-transfected 293T cell lysate

Lysates/proteins at 50 µg per lane.

Predicted band size: 31 kDa

Observed band size: 31 kDa



Immunocytochemistry/ Immunofluorescence - Anti-KChIP2 antibody (ab88542)

Immunofluorescence of ab88542 on HeLa cell with antibody concentration 10 ug/ml

Please note: All products are "FOR RESEARCH USE ONLY. NOT FOR USE IN DIAGNOSTIC PROCEDURES"

Our Abpromise to you: Quality guaranteed and expert technical support

- Replacement or refund for products not performing as stated on the datasheet
- Valid for 12 months from date of delivery
- Response to your inquiry within 24 hours
- We provide support in Chinese, English, French, German, Japanese and Spanish
- Extensive multi-media technical resources to help you
- We investigate all quality concerns to ensure our products perform to the highest standards

If the product does not perform as described on this datasheet, we will offer a refund or replacement. For full details of the Abpromise, please visit <https://www.abcam.co.jp/abpromise> or contact our technical team.

Terms and conditions

- Guarantee only valid for products bought direct from Abcam or one of our authorized distributors