


Anti-KAT13A / SRC1 antibody ab10308

★★★★★ [3 Abreviews](#) [1 References](#) [画像数 2](#)

製品の概要

製品名	Anti-KAT13A / SRC1 antibody
製品の詳細	Rabbit polyclonal to KAT13A / SRC1
由来種	Rabbit
アプリケーション	適用あり: WB, IP
種交差性	交差種: Human 交差が予測される動物種: Rat, Horse, Chimpanzee, Rhesus monkey, Gorilla, Chinese hamster, Elephant 
免疫原	Synthetic peptide within Human KAT13A/ SRC1 aa 1400-1500 (C terminal). The exact immunogen sequence used to generate this antibody is proprietary information. If additional detail on the immunogen is needed to determine the suitability of the antibody for your needs, please contact our Scientific Support team to discuss your requirements. Database link: Q15788
ポジティブ・コントロール	Nuclear extract from HeLa cells.
特記事項	<p>The Life Science industry has been in the grips of a reproducibility crisis for a number of years. Abcam is leading the way in addressing this with our range of recombinant monoclonal antibodies and knockout edited cell lines for gold-standard validation. Please check that this product meets your needs before purchasing.</p> <p>If you have any questions, special requirements or concerns, please send us an inquiry and/or contact our Support team ahead of purchase. Recommended alternatives for this product can be found below, along with publications, customer reviews and Q&As</p>

製品の特性

製品の状態	Liquid
保存方法	Shipped at 4°C. Upon delivery aliquot and store at -20°C. Avoid freeze / thaw cycles.
バッファー	pH: 7 Preservative: 0.1% Sodium azide Constituents: 0.021% PBS, 1.764% Sodium citrate, 1.815% Tris
精製度	Immunogen affinity purified
特記事項 (精製)	Antibodies were affinity purified using the peptide immobilized on solid support. Antibody concentration was determined by extinction coefficient: absorbance of 1.4 at 280 nm equals 1.0

	mg of IgG.
ポリ/モノ	ポリクローナル
アイソタイプ	IgG

アプリケーション

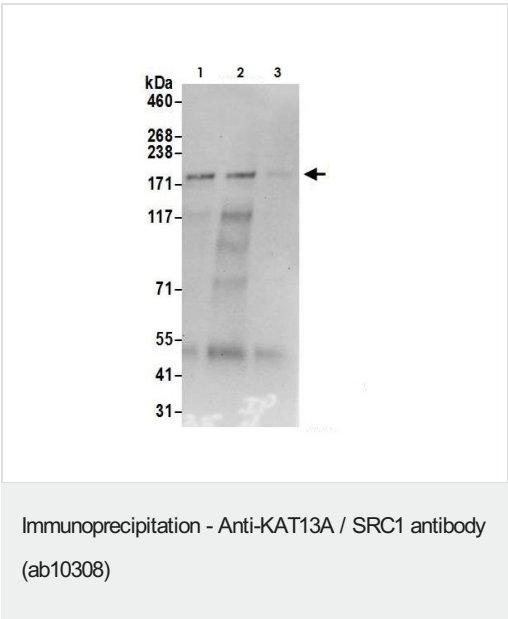
The Abpromise guarantee Abpromise保証は、 次のテスト済みアプリケーションにおけるab10308の使用に適用されます
アプリケーションノートには、推奨の開始希釈率がありますが、適切な希釈率につきましてはご検討ください。

アプリケーション	Abreviews	特記事項
WB		1/1000 - 1/5000. Predicted molecular weight: 156 kDa.
IP	★★★★★ (3)	Use at 2-10 µg/mg of lysate.

ターゲット情報

機能	Nuclear receptor coactivator that directly binds nuclear receptors and stimulates the transcriptional activities in a hormone-dependent fashion. Involved in the coactivation of different nuclear receptors, such as for steroids (PGR, GR and ER), retinoids (RXRs), thyroid hormone (TRs) and prostanoids (PPARs). Also involved in coactivation mediated by STAT3, STAT5A, STAT5B and STAT6 transcription factors. Displays histone acetyltransferase activity toward H3 and H4; the relevance of such activity remains however unclear. Plays a central role in creating multisubunit coactivator complexes that act via remodeling of chromatin, and possibly acts by participating in both chromatin remodeling and recruitment of general transcription factors. Required with NCOA2 to control energy balance between white and brown adipose tissues. Required for mediating steroid hormone response. Isoform 2 has a higher thyroid hormone-dependent transactivation activity than isoform 1 and isoform 3.
組織特異性	Widely expressed.
関連疾患	Note=A chromosomal aberration involving NCOA1 is a cause of rhabdomyosarcoma. Translocation t(2;2)(q35;p23) with PAX3 generates the NCOA1-PAX3 oncogene consisting of the N-terminus part of PAX3 and the C-terminus part of NCOA1. The fusion protein acts as a transcriptional activator. Rhabdomyosarcoma is the most common soft tissue carcinoma in childhood, representing 5-8% of all malignancies in children.
配列類似性	Belongs to the SRC/p160 nuclear receptor coactivator family. Contains 1 basic helix-loop-helix (bHLH) domain. Contains 1 PAS (PER-ARNT-SIM) domain.
ドメイン	The C-terminal (1107-1441) part mediates the histone acetyltransferase (HAT) activity. Contains 7 Leu-Xaa-Xaa-Leu-Leu (LXXLL) motifs. LXXLL motifs 3, 4 and 5 are essential for the association with nuclear receptors. LXXLL motif 7, which is not present in isoform 2, increases the affinity for steroid receptors in vitro.
翻訳後修飾	Sumoylated; sumoylation increases its interaction with PGR and prolongs its retention in the nucleus. It does not prevent its ubiquitination and does not exert a clear effect on the stability of the protein. Ubiquitinated; leading to proteasome-mediated degradation. Ubiquitination and sumoylation take place at different sites. Phosphorylated upon DNA damage, probably by ATM or ATR.

画像

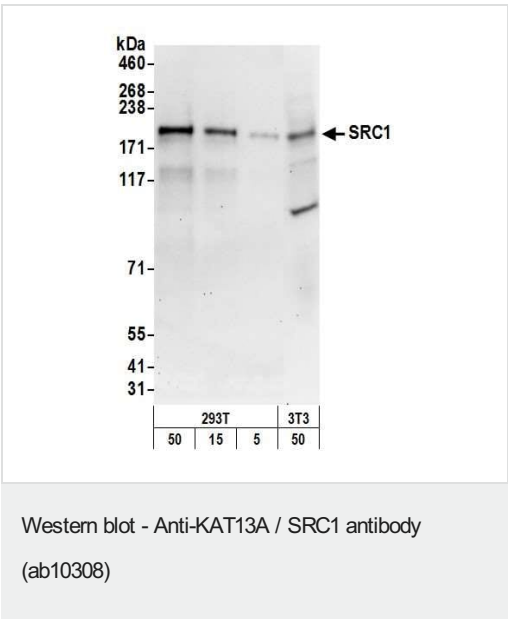


Detection of KAT13A / SRC1 by western blot of immunoprecipitates.

Samples: Lane 1 and 2: Whole cell lysate (0.5 or 1.0 mg per IP reaction; 20% of IP loaded) from HEK293T (human epithelial cell line from embryonic kidney transformed with large T antigen) cells prepared using NETN lysis buffer. Lane 3: Control IgG.

Antibodies: ab10308 (lot 2, lane 2) used for IP at 6 µg per reaction. KAT13A / SRC1 was also immunoprecipitated by a previous lot of this antibody (lot 1, lane 1). For blotting immunoprecipitated KAT13A / SRC1, ab10308 was used at 0.4 µg/mL.

Detection: Chemiluminescence with an exposure time of 30 seconds.



All lanes : Anti-KAT13A / SRC1 antibody (ab10308) at 0.1 µg/ml

Lane 1 : HEK293T whole cell lysate at 50 µg

Lane 2 : HEK293T whole cell lysate at 15 µg

Lane 3 : HEK293T whole cell lysate at 5 µg

Lane 4 : NIH/3T3 whole cell lysate at 50 µg

Predicted band size: 156 kDa

Exposure time: 30 seconds

Please note: All products are "FOR RESEARCH USE ONLY. NOT FOR USE IN DIAGNOSTIC PROCEDURES"

Our Abpromise to you: Quality guaranteed and expert technical support

- Replacement or refund for products not performing as stated on the datasheet
- Valid for 12 months from date of delivery
- Response to your inquiry within 24 hours
- We provide support in Chinese, English, French, German, Japanese and Spanish
- Extensive multi-media technical resources to help you

- We investigate all quality concerns to ensure our products perform to the highest standards

If the product does not perform as described on this datasheet, we will offer a refund or replacement. For full details of the Abpromise, please visit <https://www.abcam.co.jp/abpromise> or contact our technical team.

Terms and conditions

- Guarantee only valid for products bought direct from Abcam or one of our authorized distributors