


Anti-IL-4R (phospho Y497) antibody ab61099

1 References [画像数 2](#)

製品の概要

製品名	Anti-IL-4R (phospho Y497) antibody
製品の詳細	Rabbit polyclonal to IL-4R (phospho Y497)
由来種	Rabbit
特異性	Detects endogenous levels of IL4R only when phosphorylated at tyrosine 497 (corresponding to mouse tyrosine 500)
アプリケーション	適用あり: WB, ICC/IF
種交差性	交差種: Human 交差が予測される動物種: Mouse 
免疫原	Synthetic peptide corresponding to Human IL-4R aa 450-550 (phospho Y497). Database link: P24394
ポジティブ・コントロール	293 and HeLa cells
特記事項	<p>The Life Science industry has been in the grips of a reproducibility crisis for a number of years. Abcam is leading the way in addressing this with our range of recombinant monoclonal antibodies and knockout edited cell lines for gold-standard validation. Please check that this product meets your needs before purchasing.</p> <p>If you have any questions, special requirements or concerns, please send us an inquiry and/or contact our Support team ahead of purchase. Recommended alternatives for this product can be found below, along with publications, customer reviews and Q&As</p>

製品の特性

製品の状態	Liquid
保存方法	Shipped at 4°C. Store at -20°C. Stable for 12 months at -20°C.
バッファー	pH: 7.40 Preservative: 0.02% Sodium azide Constituents: PBS, 50% Glycerol, 0.87% Sodium chloride
精製度	Immunogen affinity purified
特記事項 (精製)	Purified from rabbit antiserum by affinity chromatography, using epitope specific phosphopeptide. The antibody against non-phosphopeptide was removed by chromatography using non-phosphopeptide corresponding to the phosphorylation site.

ポリ/モノ
アイソタイプ

ポリクローナル
IgG

アプリケーション

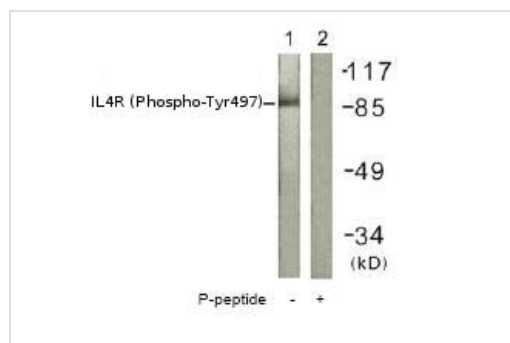
The Abpromise guarantee **Abpromise保証は、** 次のテスト済みアプリケーションにおけるab61099の使用に適用されます
アプリケーションノートには、推奨の開始希釈率がありますが、適切な希釈率につきましてはご検討ください。

アプリケーション	Abreviews	特記事項
WB		1/500 - 1/1000. Detects a band of approximately 89 kDa (predicted molecular weight: 89 kDa).
ICC/IF		1/500 - 1/1000.

ターゲット情報

機能	Receptor for both interleukin 4 and interleukin 13. Couples to the JAK1/2/3-STAT6 pathway. The IL4 response is involved in promoting Th2 differentiation. The IL4/IL13 responses are involved in regulating IgE production and, chemokine and mucus production at sites of allergic inflammation. In certain cell types, can signal through activation of insulin receptor substrates, IRS1/IRS2. Soluble IL4R (sIL4R) inhibits IL4-mediated cell proliferation and IL5 up-regulation by T-cells.
組織特異性	Isoform 1 and isoform 2 are highly expressed in activated T-cells.
配列類似性	Belongs to the type I cytokine receptor family. Type 4 subfamily. Contains 1 fibronectin type-III domain.
ドメイン	The extracellular domain represents the IL4 binding protein (IL4BP). The WSXWS motif appears to be necessary for proper protein folding and thereby efficient intracellular transport and cell-surface receptor binding. The box 1 motif is required for JAK interaction and/or activation. Contains 1 copy of a cytoplasmic motif that is referred to as the immunoreceptor tyrosine-based inhibitor motif (ITIM). This motif is involved in modulation of cellular responses. The phosphorylated ITIM motif can bind the SH2 domain of several SH2-containing phosphatases.
翻訳後修飾	On IL4 binding, phosphorylated on C-terminal tyrosine residues. Phosphorylation on any one of tyrosine residues, Tyr-575, Tyr-603 or Tyr-631, is required for STAT6-induced gene induction. The soluble form (sIL4R/IL4BP) can also be produced by proteolytic cleavage at the cell surface (shedding) by a metalloproteinase.
細胞内局在	Secreted and Cell membrane.

画像



Western blot - Anti-IL-4R (phospho Y497) antibody (ab61099)

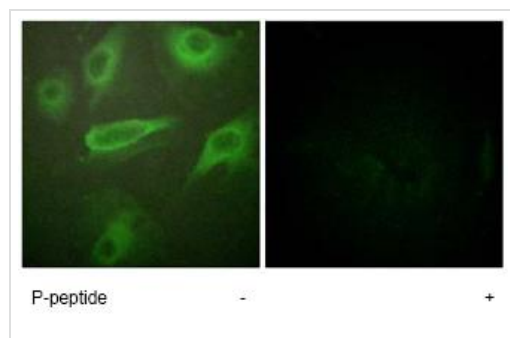
All lanes : Anti-IL-4R (phospho Y497) antibody (ab61099) at 1/500 dilution

Lane 1 : Extracts from 293 cells

Lane 2 : Extracts from 293 cells with immunizing phosphopeptide

Predicted band size: 89 kDa

Observed band size: 89 kDa



Immunocytochemistry/ Immunofluorescence - Anti-IL-4R (phospho Y497) antibody (ab61099)

ICC/IF image of ab61099 (at a 1/500 dilution) stained HeLa cells, minus immunising peptide (left image) and plus immunising peptide (right image).

Please note: All products are "FOR RESEARCH USE ONLY. NOT FOR USE IN DIAGNOSTIC PROCEDURES"

Our Abpromise to you: Quality guaranteed and expert technical support

- Replacement or refund for products not performing as stated on the datasheet
- Valid for 12 months from date of delivery
- Response to your inquiry within 24 hours
- We provide support in Chinese, English, French, German, Japanese and Spanish
- Extensive multi-media technical resources to help you
- We investigate all quality concerns to ensure our products perform to the highest standards

If the product does not perform as described on this datasheet, we will offer a refund or replacement. For full details of the Abpromise, please visit <https://www.abcam.co.jp/abpromise> or contact our technical team.

Terms and conditions

- Guarantee only valid for products bought direct from Abcam or one of our authorized distributors