

Anti-IL-32 antibody ab37158

★★★★★ [1 Abreviews](#) [12 References](#) [画像数 4](#)

製品の概要

製品名	Anti-IL-32 antibody
製品の詳細	Rabbit polyclonal to IL-32
由来種	Rabbit
特異性	ab37158 recognises all 4 isoforms of IL-32 (100% sequence alignment to each).
アプリケーション	適用あり: IHC-P, WB, ICC/IF, ELISA
種交差性	交差種: Human
免疫原	Synthetic peptide corresponding to Human IL-32 (C terminal). (Peptide available as ab39778)
ポジティブ・コントロール	WB: Human spleen lysates. IHC-P: Human spleen tissue. ICC/IF: Human spleen cells.
特記事項	<p>The Life Science industry has been in the grips of a reproducibility crisis for a number of years. Abcam is leading the way in addressing this with our range of recombinant monoclonal antibodies and knockout edited cell lines for gold-standard validation. Please check that this product meets your needs before purchasing.</p> <p>If you have any questions, special requirements or concerns, please send us an inquiry and/or contact our Support team ahead of purchase. Recommended alternatives for this product can be found below, along with publications, customer reviews and Q&As</p>

製品の特性

製品の状態	Liquid
保存方法	Shipped at 4°C. Store at +4°C.
バッファー	pH: 7.2 Preservative: 0.02% Sodium azide Constituent: PBS
精製度	Immunogen affinity purified
ポリ/モノ	ポリクローナル
アイソタイプ	IgG

アプリケーション

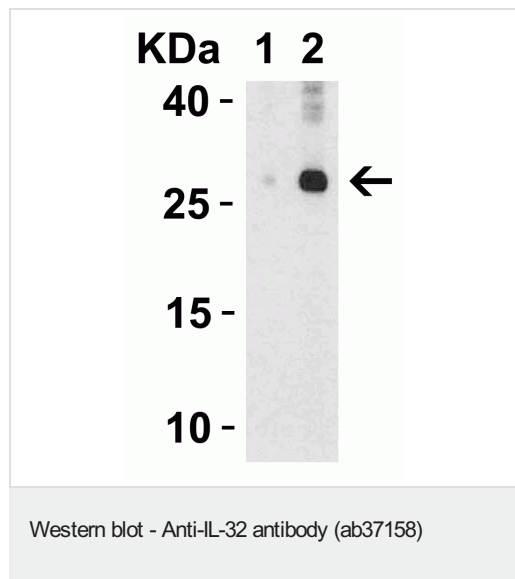
The Abpromise guarantee Abpromise保証は、 次のテスト済みアプリケーションにおけるab37158の使用に適用されます
 アプリケーションノートには、推奨の開始希釈率がありますが、適切な希釈率につきましてはご検討ください。

アプリケーション	Abreviews	特記事項
IHC-P	★★★★★ (1)	Use a concentration of 10 µg/ml.
WB		Use a concentration of 5 - 10 µg/ml. Detects a band of approximately 26 kDa (predicted molecular weight: 26 kDa). All 4 isoforms of IL32 can be detected by this antibody. The larger precursor can be detected at approximately 26kDa. A smaller band can sometimes be observed at approximately 12.5kDa. This consists of multiple isoforms (this can appear smeared as they are slightly different molecular weights).
ICC/IF		Use a concentration of 20 µg/ml.
ELISA		Use at an assay dependent concentration. PubMed: 18544573

ターゲット情報

機能	Cytokine that may play a role in innate and adaptive immune responses. It induces various cytokines such as TNFA/TNF-alpha and IL8. It activates typical cytokine signal pathways of NF-kappa-B and p38 MAPK.
組織特異性	Selectively expressed in lymphocytes. Expression more prominent in immune cells than in non-immune cells.
細胞内局在	Secreted.

画像



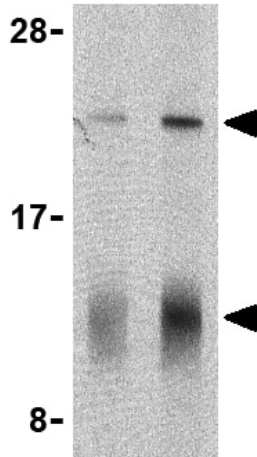
Lane 1 : Anti-IL-32 antibody (ab37158) at 2 µg/ml
Lane 2 : Anti-IL-32 antibody (ab37158) at 4 µg/ml

All lanes : Human spleen tissue lysate

Lysates/proteins at 15 µg per lane.

Secondary
All lanes : Goat anti-rabbit IgG HRP conjugate at 1/10000 dilution

Predicted band size: 26 kDa



Western blot - Anti-IL-32 antibody (ab37158)

Lane 1 : Anti-IL-32 antibody (ab37158) at 5 µg/ml

Lane 2 : Anti-IL-32 antibody (ab37158) at 10 µg/ml

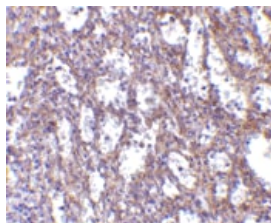
All lanes : Human spleen cell lysate

Lysates/proteins at 15 µg per lane.

Predicted band size: 26 kDa

Observed band size: 12,26 kDa

Two isoforms of IL32 can be seen



Immunohistochemistry (Formalin/PFA-fixed paraffin-embedded sections) - Anti-IL-32 antibody (ab37158)

IHC-P of Human spleen tissue with ab37158 at 10 µg/ml

Immunocytochemistry/ Immunofluorescence - Anti-IL-32 antibody (ab37158)

Immunocytochemistry of IL-32 in Human Spleen cells using ab37158 at 20 µg/ml.

Please note: All products are "FOR RESEARCH USE ONLY. NOT FOR USE IN DIAGNOSTIC PROCEDURES"

Our Abpromise to you: Quality guaranteed and expert technical support

- Replacement or refund for products not performing as stated on the datasheet
- Valid for 12 months from date of delivery
- Response to your inquiry within 24 hours
- We provide support in Chinese, English, French, German, Japanese and Spanish
- Extensive multi-media technical resources to help you
- We investigate all quality concerns to ensure our products perform to the highest standards

If the product does not perform as described on this datasheet, we will offer a refund or replacement. For full details of the Abpromise, please visit <https://www.abcam.co.jp/abpromise> or contact our technical team.

Terms and conditions

- Guarantee only valid for products bought direct from Abcam or one of our authorized distributors