



Anti-IL-25 antibody [68C1039.2] ab115672

[1 Abreviews](#) [画像数 1](#)

製品の概要

製品名	Anti-IL-25 antibody [68C1039.2]
製品の詳細	Mouse monoclonal [68C1039.2] to IL-25
由来種	Mouse
アプリケーション	適用あり: IHC-P
種交差性	交差種: Human 交差が予測される動物種: Mouse, Rat, Sheep, Cow, Dog, Pig 
免疫原	Synthetic peptide corresponding to Human IL-25 aa 100-200 conjugated to keyhole limpet haemocyanin. Database link: NP_073626.1  Run BLAST with  Run BLAST with
ポジティブ・コントロール	Human Adrenal Cortex tissue.
特記事項	<p>The Life Science industry has been in the grips of a reproducibility crisis for a number of years. Abcam is leading the way in addressing this with our range of recombinant monoclonal antibodies and knockout edited cell lines for gold-standard validation. Please check that this product meets your needs before purchasing.</p> <p>If you have any questions, special requirements or concerns, please send us an inquiry and/or contact our Support team ahead of purchase. Recommended alternatives for this product can be found below, along with publications, customer reviews and Q&As</p>

製品の特性

製品の状態	Liquid
保存方法	Shipped at 4°C. Store at -20°C.
バッファー	Preservative: 0.05% Sodium azide Constituent: 99% PBS
精製度	Protein G purified
ポリ/モノ	モノクローナル
クローン名	68C1039.2
アイソタイプ	IgG1

アプリケーション

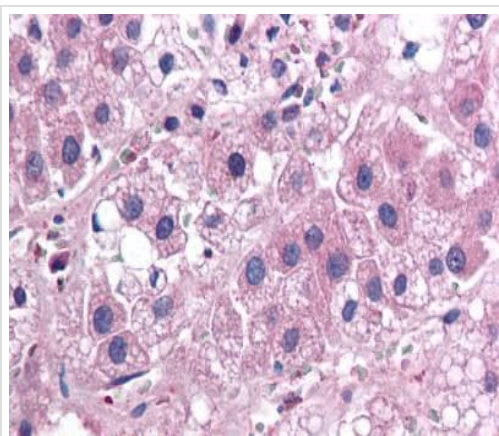
The Abpromise guarantee **Abpromise保証は、次のテスト済みアプリケーションにおけるab115672の使用に適用されず**
アプリケーションノートには、推奨の開始希釈率がありますが、適切な希釈率につきましてはご検討ください。

アプリケーション	Abreviews	特記事項
IHC-P		Use a concentration of 10 µg/ml. Perform heat mediated antigen retrieval with citrate buffer pH 6 before commencing with IHC staining protocol.

ターゲット情報

機能	Induces activation of NF-kappa-B and stimulates production of the proinflammatory chemokine IL-8. Proinflammatory cytokine favoring Th2-type immune responses.
組織特異性	Expressed at low levels in several tissues, including brain, kidney, lung, prostate, testis, spinal cord, adrenal gland, and trachea.
配列類似性	Belongs to the IL-17 family.
細胞内局在	Secreted.

画像



Immunohistochemical analysis of formalin-fixed, paraffin-embedded Human adrenal cortex tissue, staining IL17E with ab115672 at 10 µg/ml.

Immunohistochemistry (Formalin/PFA-fixed paraffin-embedded sections) - Anti-IL-25 antibody [68C1039.2] (ab115672)

Please note: All products are "FOR RESEARCH USE ONLY. NOT FOR USE IN DIAGNOSTIC PROCEDURES"

Our Abpromise to you: Quality guaranteed and expert technical support

- Replacement or refund for products not performing as stated on the datasheet
- Valid for 12 months from date of delivery
- Response to your inquiry within 24 hours

- We provide support in Chinese, English, French, German, Japanese and Spanish
- Extensive multi-media technical resources to help you
- We investigate all quality concerns to ensure our products perform to the highest standards

If the product does not perform as described on this datasheet, we will offer a refund or replacement. For full details of the Abpromise, please visit <https://www.abcam.co.jp/abpromise> or contact our technical team.

Terms and conditions

- Guarantee only valid for products bought direct from Abcam or one of our authorized distributors