



### Anti-IFNAR2 antibody ab104451

画像数 2

#### 製品の概要

製品名	Anti-IFNAR2 antibody
製品の詳細	Goat polyclonal to IFNAR2
由来種	Goat
アプリケーション	<b>適用あり:</b> IHC-P
種交差性	<b>交差種:</b> Human
免疫原	Synthetic peptide: SYDSPDYTDESGT , corresponding to internal sequence amino acids 28-40 of Human IFNAR2 (NP_000865.2 ; NP_997467.1; NP_997468.1).
	 <a href="#">Run BLAST with</a>  <a href="#">Run BLAST with</a>
ポジティブ・コントロール	Human Placenta and Prostate tissue
特記事項	<p>The Life Science industry has been in the grips of a reproducibility crisis for a number of years. Abcam is leading the way in addressing this with our range of recombinant monoclonal antibodies and knockout edited cell lines for gold-standard validation. Please check that this product meets your needs before purchasing.</p> <p>If you have any questions, special requirements or concerns, please send us an inquiry and/or contact our Support team ahead of purchase. Recommended alternatives for this product can be found below, along with publications, customer reviews and Q&amp;As</p>

#### 製品の特性

製品の状態	Liquid
保存方法	Shipped at 4°C. Store at +4°C short term (1-2 weeks). Upon delivery aliquot. Store at -20°C long term.
バッファー	pH: 7.30 Preservative: 0.02% Sodium azide Constituents: Tris buffered saline, 0.5% BSA
精製度	Immunogen affinity purified
ポリ/モノ	ポリクローナル
アイソタイプ	IgG

## アプリケーション

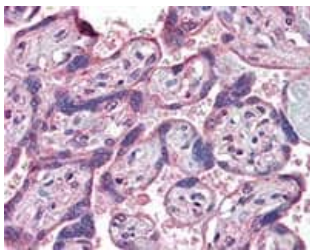
**The Abpromise guarantee**      **Abpromise保証は、** 次のテスト済みアプリケーションにおけるab104451の使用に適用されます  
アプリケーションノートには、推奨の開始希釈率がありますが、適切な希釈率につきましてはご検討ください。

アプリケーション	Abreviews	特記事項
IHC-P		Use a concentration of 5 µg/ml. Perform heat mediated antigen retrieval with citrate buffer pH 6 before commencing with IHC staining protocol.

## ターゲット情報

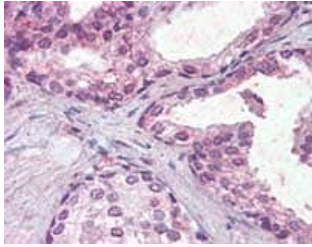
機能	Associates with IFNAR1 to form the type I interferon receptor. Receptor for interferons alpha and beta. Involved in IFN-mediated STAT1, STAT2 and STAT3 activation. Isoform 1 and isoform 2 are directly involved in signal transduction due to their association with the TYR kinase, JAK1. Isoform 3 is a potent inhibitor of type I IFN receptor activity.
組織特異性	Isoform 3 is detected in the urine (at protein level). Expressed in blood cells. Expressed in lymphoblastoid and fibrosarcoma cell lines.
配列類似性	Belongs to the type II cytokine receptor family.
翻訳後修飾	Phosphorylated on tyrosine residues upon interferon binding. Phosphorylation at Tyr-337 or Tyr-512 are sufficient to mediate interferon dependent activation of STAT1, STAT2 and STAT3 leading to antiproliferative effects on many different cell types. Glycosylated.
細胞内局在	Secreted and Membrane.

## 画像



ab104451, at 5 µg/ml, staining IFNAR2 in formalin-fixed, paraffin-embedded Human Placenta by Immunohistochemistry, followed by biotinylated anti-goat IgG secondary antibody, alkaline phosphatase-streptavidin and chromogen.

Immunohistochemistry (Formalin/PFA-fixed paraffin-embedded sections) - Anti-IFNAR2 antibody (ab104451)



Immunohistochemistry (Formalin/PFA-fixed paraffin-embedded sections) - Anti-IFNAR2 antibody (ab104451)

ab104451, at 5 µg/ml, staining IFNAR2 in formalin-fixed, paraffin-embedded Human Prostate by Immunohistochemistry, followed by biotinylated anti-goat IgG secondary antibody, alkaline phosphatase-streptavidin and chromogen.

**Please note:** All products are "FOR RESEARCH USE ONLY. NOT FOR USE IN DIAGNOSTIC PROCEDURES"

### Our Abpromise to you: Quality guaranteed and expert technical support

---

- Replacement or refund for products not performing as stated on the datasheet
- Valid for 12 months from date of delivery
- Response to your inquiry within 24 hours
- We provide support in Chinese, English, French, German, Japanese and Spanish
- Extensive multi-media technical resources to help you
- We investigate all quality concerns to ensure our products perform to the highest standards

If the product does not perform as described on this datasheet, we will offer a refund or replacement. For full details of the Abpromise, please visit <https://www.abcam.co.jp/abpromise> or contact our technical team.

### Terms and conditions

---

- Guarantee only valid for products bought direct from Abcam or one of our authorized distributors