


Anti-Histone H2B (acetyl K15) antibody [EP955Y] - ChIP Grade ab62335

リコンビナント **RabMAb**

★★★★★ **6 Abreviews** **4 References** 画像数 4

製品の概要

製品名	Anti-Histone H2B (acetyl K15) antibody [EP955Y] - ChIP Grade
製品の詳細	Rabbit monoclonal [EP955Y] to Histone H2B (acetyl K15) - ChIP Grade
由来種	Rabbit
特異性	This antibody only detects Histone H2B acetylated on Lysine 15.
アプリケーション	適用あり: ChIP-sequencing, WB, IHC-P 適用なし: IP
種交差性	交差種: Mouse, Human 交差が予測される動物種: Rat 
免疫原	Synthetic peptide. This information is proprietary to Abcam and/or its suppliers.
ポジティブ・コントロール	HeLa whole cell lysate (ab150035) or human breast carcinoma tissue; ChIP-seq: Chromatin prepared from HeLa cells.
特記事項	This product is a recombinant monoclonal antibody, which offers several advantages including: <ul style="list-style-type: none"> - High batch-to-batch consistency and reproducibility - Improved sensitivity and specificity - Long-term security of supply - Animal-free production For more information see here . Our RabMAb [®] technology is a patented hybridoma-based technology for making rabbit monoclonal antibodies. For details on our patents, please refer to RabMAb[®] patents .

製品の特性

製品の状態	Liquid
保存方法	Shipped at 4°C. Upon delivery aliquot and store at -20°C. Avoid freeze / thaw cycles.
バッファー	pH: 7.20 Preservative: 0.05% Sodium azide Constituents: 0.1% BSA, 40% Glycerol (glycerin, glycerine), 9.85% Tris glycine, 50% Tissue culture supernatant

精製度	Protein A purified
ポリ/モノ	モノクローナル
クローン名	EP955Y
アイソタイプ	IgG

アプリケーション

The Abpromise guarantee Abpromise保証は、次のテスト済みアプリケーションにおけるab62335の使用に適用されます

アプリケーションノートには、推奨の開始希釈率がありますが、適切な希釈率につきましてはご検討ください。

アプリケーション	Abreviews	特記事項
ChIP-sequencing		Use 4µg for 10 ⁷ cells.
WB	★★★★★ (2)	1/2000 - 1/5000. Detects a band of approximately 17 kDa (predicted molecular weight: 14 kDa).
IHC-P	★★★★★ (1)	1/100 - 1/250.

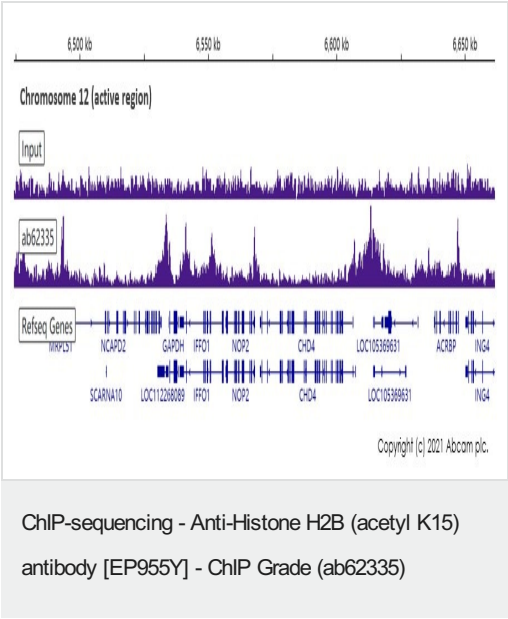
追加情報 Is unsuitable for IP.

ターゲット情報

関連性

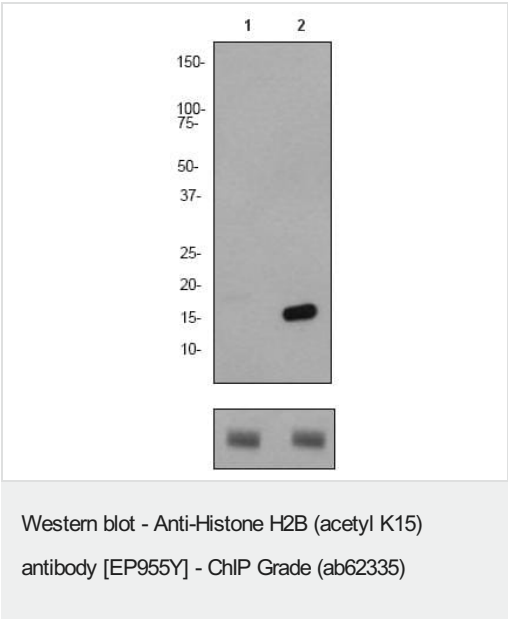
Core component of nucleosome. Nucleosomes wrap and compact DNA into chromatin, limiting DNA accessibility to the cellular machineries which require DNA as a template. Histones thereby play a central role in transcription regulation, DNA repair, DNA replication and chromosomal stability. DNA accessibility is regulated via a complex set of post-translational modifications of histones, also called histone code, and nucleosome remodeling. Subunit structure The nucleosome is a histone octamer containing two molecules each of H2A, H2B, H3 and H4 assembled in one H3-H4 heterotetramer and two H2A-H2B heterodimers. The octamer wraps approximately 147 bp of DNA. Post-translational modification Monoubiquitination at Lys-35 (H2BK34Ub) by the MSL1/MSL2 dimer is required for histone H3 'Lys-4' (H3K4me) and 'Lys-79' (H3K79me) methylation and transcription activation at specific gene loci, such as HOXA9 and MEIS1 loci. Similarly, monoubiquitination at Lys-121 (H2BK120Ub) by the RNF20/40 complex gives a specific tag for epigenetic transcriptional activation and is also prerequisite for histone H3 'Lys-4' and 'Lys-79' methylation. It also functions cooperatively with the FACT dimer to stimulate elongation by RNA polymerase II. H2BK120Ub also acts as a regulator of mRNA splicing: deubiquitination by USP49 is required for efficient cotranscriptional splicing of a large set of exons. Phosphorylation at Ser-37 (H2BS36ph) by AMPK in response to stress promotes transcription. Phosphorylated on Ser-15 (H2BS14ph) by STK4/MST1 during apoptosis; which facilitates apoptotic chromatin condensation. Also phosphorylated on Ser-15 in response to DNA double strand breaks (DSBs), and in correlation with somatic hypermutation and immunoglobulin class-switch recombination. GlcNAcylation at Ser-113 promotes monoubiquitination of Lys-121. It fluctuates in response to extracellular glucose, and associates with transcribed genes. Crotonylation (Kcr) is specifically present in male germ cells and marks testis-specific genes in post-meiotic cells, including X-linked genes that escape sex chromosome inactivation in haploid cells. Crotonylation marks active promoters and enhancers and confers resistance to transcriptional repressors. It is also associated with post-meiotically activated genes on autosomes.

画像



Chromatin was prepared from HeLa cells. Cells were fixed with 1% formaldehyde for 10 minutes. ChIP was performed with 10^7 HeLa cells and 4 μg of ab62335 [EP955Y]. ChIP DNA was sequenced on the Illumina NovaSeq 6000 to a depth of 30 million reads.

Additional screenshots of mapped reads can be downloaded [here](#).



All lanes : Anti-Histone H2B (acetyl K15) antibody [EP955Y] - ChIP Grade (ab62335) at 1/2000 dilution

Lane 1 : HeLa cell lysate (untreated)

Lane 2 : HeLa cell lysate (treated with TSA)

Lysates/proteins at 10 μg per lane.

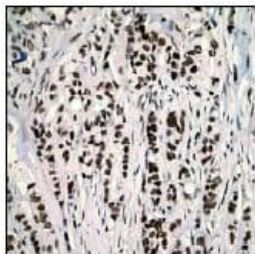
Secondary

All lanes : Goat anti-Rabbit HRP conjugate at 1/2000 dilution

Predicted band size: 14 kDa

Observed band size: 17 kDa

The bottom image shows beta Tubulin as a positive control.



Ab62335 (1/100-1/250) staining human Histone H2B in human breast carcinoma tissue by immunohistochemistry using paraffin embedded tissue.

Immunohistochemistry (Formalin/PFA-fixed paraffin-embedded sections) - Anti-Histone H2B (acetyl K15) antibody [EP955Y] - ChIP Grade (ab62335)

Why choose a recombinant antibody?



Research with confidence
Consistent and reproducible results



Long-term and scalable supply
Recombinant technology



Success from the first experiment
Confirmed specificity



Ethical standards compliant
Animal-free production

Anti-Histone H2B (acetyl K15) antibody [EP955Y] - ChIP Grade (ab62335)

Please note: All products are "FOR RESEARCH USE ONLY. NOT FOR USE IN DIAGNOSTIC PROCEDURES"

Our Abpromise to you: Quality guaranteed and expert technical support

- Replacement or refund for products not performing as stated on the datasheet
- Valid for 12 months from date of delivery
- Response to your inquiry within 24 hours
- We provide support in Chinese, English, French, German, Japanese and Spanish
- Extensive multi-media technical resources to help you
- We investigate all quality concerns to ensure our products perform to the highest standards

If the product does not perform as described on this datasheet, we will offer a refund or replacement. For full details of the Abpromise, please visit <https://www.abcam.co.jp/abpromise> or contact our technical team.

Terms and conditions

- Guarantee only valid for products bought direct from Abcam or one of our authorized distributors