




Anti-HIF3 alpha/IPAS antibody ab2165

3 References [画像数 1](#)

製品の概要

製品名	Anti-HIF3 alpha/IPAS antibody
製品の詳細	Rabbit polyclonal to HIF3 alpha/IPAS
由来種	Rabbit
アプリケーション	適用あり: WB, IHC-P
種交差性	交差種: Mouse 交差が予測される動物種: Rat 
免疫原	Synthetic peptide corresponding to Rabbit HIF3 alpha/IPAS aa 581-592 conjugated to keyhole limpet haemocyanin. Sequence: EIKPPKRSPRLE <div>  Run BLAST with  Run BLAST with </div>
特記事項	<p>The Life Science industry has been in the grips of a reproducibility crisis for a number of years. Abcam is leading the way in addressing this with our range of recombinant monoclonal antibodies and knockout edited cell lines for gold-standard validation. Please check that this product meets your needs before purchasing.</p> <p>If you have any questions, special requirements or concerns, please send us an inquiry and/or contact our Support team ahead of purchase. Recommended alternatives for this product can be found below, along with publications, customer reviews and Q&As</p>

製品の特性

製品の状態	Liquid
保存方法	Shipped at 4°C. Store at +4°C short term (1-2 weeks). Upon delivery aliquot. Store at -20°C or -80°C. Avoid freeze / thaw cycle.
バッファー	Preservative: 0.01% Sodium azide Constituents: 0.42% Potassium phosphate, 0.87% Sodium chloride
精製度	Immunogen affinity purified
ポリ/モノ	ポリクローナル
アイソタイプ	IgG

アプリケーション

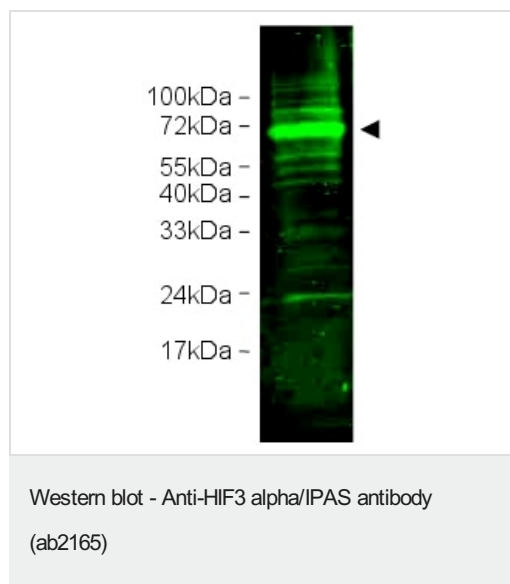
The Abpromise guarantee Abpromise保証は、 次のテスト済みアプリケーションにおけるab2165の使用に適用されます
アプリケーションノートには、推奨の開始希釈率がありますが、適切な希釈率につきましてはご確認ください。

アプリケーション	Abreviews	特記事項
WB		1/1600. Detects a band of approximately 72 kDa (predicted molecular weight: 72 kDa).
IHC-P		Use at an assay dependent concentration. PubMed: 23451260

ターゲット情報

機能	Involved in adaptive response to hypoxia. Suppresses hypoxia-inducible expression of HIF1A and EPAS1. Binds to core DNA sequence 5'-TACGTG-3' within the hypoxia response element (HRE) of target gene promoters. The complex HIF3A-ARNT activates the transcription of reporter genes driven by HRE. Isoform 4 has a dominant-negative function of inactivating HIF1A-mediated transcription. Isoform 4 attenuates the binding of HIF1A to hypoxia-responsive elements (HRE), thus inhibiting HRE-driven transcription. Hypoxia induces down-regulation of isoform 4, leading to activation of HIF1A in hypoxia. Conversely, upon restoring normoxia, the expression of isoform 4 increases and thereby secure an inhibition of HIF1A activity. Isoform 4 may be a negative regulator of hypoxia-inducible gene expression in the kidney and may be involved in renal tumorigenesis. Functions as an inhibitor of angiogenesis in the cornea.
組織特異性	Expressed in kidney. Expressed abundantly in lung epithelial cells. Expression is regulated in an oxygen-dependent manner.
配列類似性	Contains 1 basic helix-loop-helix (bHLH) domain. Contains 2 PAS (PER-ARNT-SIM) domains.
翻訳後修飾	In normoxia, hydroxylated on Pro-492 in the oxygen-dependent degradation domain (ODD) by PHD. The hydroxylated proline promotes interaction with VHL, initiating rapid ubiquitination and subsequent proteasomal degradation.
細胞内局在	Nucleus. Cytoplasm. In the nuclei of all periportal and perivenous hepatocytes. In the distal perivenous zone, detected in the cytoplasm of the hepatocytes.

画像



Anti-HIF3 alpha/IPAS antibody (ab2165) at 1/1600 dilution + 3T3 lysate treated with Cobalt (II) chloride at 10 µg/ml

Secondary

Goat-anti-Rabbit at 1/10000 dilution

Predicted band size: 72 kDa

Observed band size: 72 kDa

Additional bands at: 24 kDa, 55 kDa. We are unsure as to the identity of these extra bands.

Exponentially growing 3T3 cells were treated with 130µM CoCl₂ for 6 hours at 37°C to mimic hypoxia. A clear band at ~ 72kDa is detected in this lysate although some weaker background staining is also seen.

Please note: All products are "FOR RESEARCH USE ONLY. NOT FOR USE IN DIAGNOSTIC PROCEDURES"

Our Abpromise to you: Quality guaranteed and expert technical support

- Replacement or refund for products not performing as stated on the datasheet
- Valid for 12 months from date of delivery
- Response to your inquiry within 24 hours
- We provide support in Chinese, English, French, German, Japanese and Spanish
- Extensive multi-media technical resources to help you
- We investigate all quality concerns to ensure our products perform to the highest standards

If the product does not perform as described on this datasheet, we will offer a refund or replacement. For full details of the Abpromise, please visit <https://www.abcam.co.jp/abpromise> or contact our technical team.

Terms and conditions

- Guarantee only valid for products bought direct from Abcam or one of our authorized distributors