


Anti-Hemoglobin subunit alpha antibody ab82871

★★★★★ [1 Abreviews](#) [1 References](#) [画像数 3](#)

製品の概要

製品名	Anti-Hemoglobin subunit alpha antibody
製品の詳細	Rabbit polyclonal to Hemoglobin subunit alpha
由来種	Rabbit
特異性	From Jan 2024, QC testing of replenishment batches of this polyclonal changed. All tested and expected application and reactive species combinations are still covered by our Abcam product promise. However, we no longer test all applications. For more information on a specific batch, please contact our Scientific Support who will be happy to help. You may also be interested in our alternative recombinant antibody, ab92492 .
アプリケーション	適用あり: IHC-P, WB
種交差性	交差種: Human 交差が予測される動物種: Rat, Chimpanzee, Monkey, Baboon, Macaque monkey, Rhesus monkey, Gorilla, Dolphin, Orangutan 
免疫原	Synthetic peptide corresponding to Human Hemoglobin subunit alpha aa 100 to the C-terminus (C terminal) conjugated to keyhole limpet haemocyanin. (Peptide available as ab93083)
ポジティブ・コントロール	This antibody gave a positive signal in human bone marrow and spleen tissue lysates.
特記事項	<p>The Life Science industry has been in the grips of a reproducibility crisis for a number of years. Abcam is leading the way in addressing this with our range of recombinant monoclonal antibodies and knockout edited cell lines for gold-standard validation. Please check that this product meets your needs before purchasing.</p> <p>If you have any questions, special requirements or concerns, please send us an inquiry and/or contact our Support team ahead of purchase. Recommended alternatives for this product can be found below, along with publications, customer reviews and Q&As</p>

製品の特性

製品の状態	Liquid
保存方法	Shipped at 4°C. Store at +4°C short term (1-2 weeks). Upon delivery aliquot. Store at -20°C or -80°C. Avoid freeze / thaw cycle.
バッファー	pH: 7.40 Preservative: 0.02% Sodium azide

Constituent: PBS

Batches of this product that have a concentration < 1mg/ml may have BSA added as a stabilising agent. If you would like information about the formulation of a specific lot, please contact our scientific support team who will be happy to help.

精製度

Immunogen affinity purified

ポリモノ

ポリクローナル

アイソタイプ

IgG

アプリケーション

The Abpromise guarantee

Abpromise保証は、次のテスト済みアプリケーションにおけるab82871の使用に適用されます

アプリケーションノートには、推奨の開始希釈率がありますが、適切な希釈率につきましてはご検討ください。

アプリケーション	Abreviews	特記事項
IHC-P	★★★★★ (1)	Use a concentration of 1 µg/ml. Perform heat mediated antigen retrieval before commencing with IHC staining protocol.
WB		1/250. Detects a band of approximately 15 kDa (predicted molecular weight: 15 kDa).

ターゲット情報

機能

Involved in oxygen transport from the lung to the various peripheral tissues.

組織特異性

Red blood cells.

関連疾患

Heinz body anemias

Alpha-thalassemia

Alpha(0)-thalassemia is associated with non-immune hydrops fetalis, a generalized edema of the fetus with fluid accumulation in the body cavities due to non-immune causes. Non-immune hydrops fetalis is not a diagnosis in itself but a symptom, a feature of many genetic disorders, and the end-stage of a wide variety of disorders.

Hemoglobin H disease

配列類似性

Belongs to the globin family.

翻訳後修飾

The initiator Met is not cleaved in variant Thionville and is acetylated.

画像



Western blot - Anti-Hemoglobin subunit alpha antibody (ab82871)

All lanes : Anti-Hemoglobin subunit alpha antibody (ab82871) at 1/250 dilution

Lane 1 : Bone Marrow (Human) Tissue Lysate - adult normal tissue

Lane 2 : Human spleen tissue lysate - total protein ([ab29699](#))

Lysates/proteins at 10 µg per lane.

Secondary

All lanes : Goat polyclonal to Rabbit IgG - H&L - Pre-Adsorbed (HRP) at 1/3000 dilution

Developed using the ECL technique.

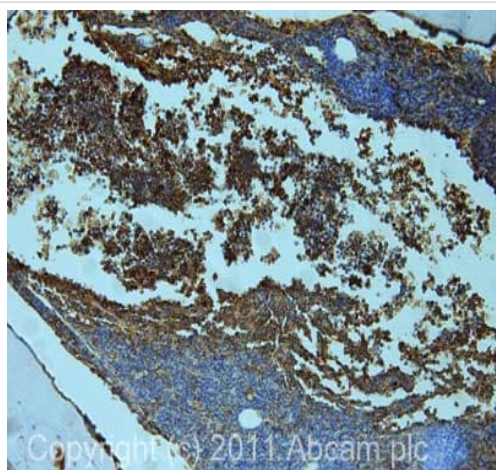
Performed under reducing conditions.

Predicted band size: 15 kDa

Observed band size: 15 kDa

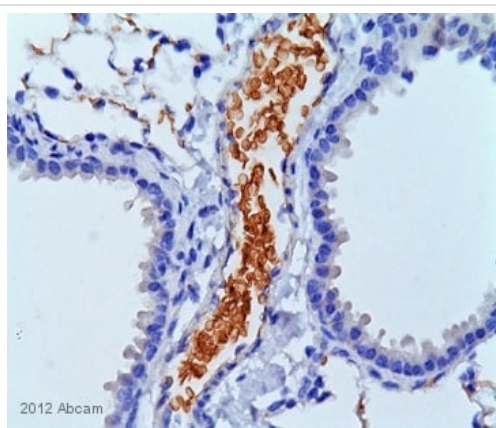
Additional bands at: 31 kDa. We are unsure as to the identity of these extra bands.

Exposure time: 30 seconds



Immunohistochemistry (Formalin/PFA-fixed paraffin-embedded sections) - Anti-Hemoglobin subunit alpha antibody (ab82871)

IHC image of Hemoglobin A1c staining in human bone marrow formalin fixed paraffin embedded tissue section, performed on a Leica Bond™ system using the standard protocol F. The section was pre-treated using heat mediated antigen retrieval with sodium citrate buffer (pH6, epitope retrieval solution 1) for 20 mins. The section was then incubated with ab82871, 1 µg/ml, for 15 mins at room temperature and detected using an HRP conjugated compact polymer system. DAB was used as the chromogen. The section was then counterstained with haematoxylin and mounted with DPX.



Immunohistochemistry (Formalin/PFA-fixed paraffin-embedded sections) - Anti-Hemoglobin subunit alpha antibody (ab82871)

This image is courtesy of an anonymous Abreview

ab17976 staining Hemoglobin A1c in Rat Lung tissue sections by Immunohistochemistry (IHC-P - paraformaldehyde-fixed, paraffin-embedded sections). Tissue was fixed with formaldehyde and blocked with 1% BSA in PBS for 20 minutes at 25°C; antigen retrieval was by heat mediation in a citrate buffer pH6.0. Samples were incubated with primary antibody (1/100 in blocking buffer) for 1 hours at 25°C. An undiluted HRP-conjugated Goat anti-rabbit IgG polyclonal was used as the secondary antibody

Please note: All products are "FOR RESEARCH USE ONLY. NOT FOR USE IN DIAGNOSTIC PROCEDURES"

Our Abpromise to you: Quality guaranteed and expert technical support

- Replacement or refund for products not performing as stated on the datasheet
- Valid for 12 months from date of delivery
- Response to your inquiry within 24 hours
- We provide support in Chinese, English, French, German, Japanese and Spanish
- Extensive multi-media technical resources to help you
- We investigate all quality concerns to ensure our products perform to the highest standards

If the product does not perform as described on this datasheet, we will offer a refund or replacement. For full details of the Abpromise, please visit <https://www.abcam.co.jp/abpromise> or contact our technical team.

Terms and conditions

- Guarantee only valid for products bought direct from Abcam or one of our authorized distributors