


# Anti-HAAO antibody ab113716

画像数 2

### 製品の概要

製品名	Anti-HAAO antibody
製品の詳細	Rabbit polyclonal to HAAO
由来種	Rabbit
アプリケーション	<b>適用あり:</b> WB, IHC-P
種交差性	<b>交差種:</b> Mouse, Human <b>交差が予測される動物種:</b> Rat 
免疫原	KLH conjugated synthetic peptide from the N terminus of Human HAAO
特記事項	<p>The Life Science industry has been in the grips of a reproducibility crisis for a number of years. Abcam is leading the way in addressing this with our range of recombinant monoclonal antibodies and knockout edited cell lines for gold-standard validation. Please check that this product meets your needs before purchasing.</p> <p>If you have any questions, special requirements or concerns, please send us an inquiry and/or contact our Support team ahead of purchase. Recommended alternatives for this product can be found below, along with publications, customer reviews and Q&amp;As</p>

### 製品の特性

製品の状態	Liquid
保存方法	Shipped at 4°C. Store at +4°C short term (1-2 weeks). Store at -20°C or -80°C. Avoid freeze / thaw cycle.
バッファー	pH: 7.4 Preservative: 0.02% Sodium azide Constituent: 99% PBS
精製度	Immunogen affinity purified
ポリ/モノ	ポリクローナル
アイソタイプ	IgG

### アプリケーション

The Abpromise guarantee

**Abpromise保証は、次のテスト済みアプリケーションにおけるab113716の使用に適用されます**

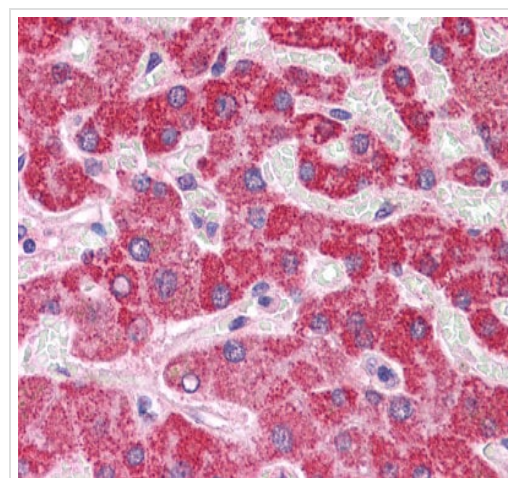
アプリケーションノートには、推奨の開始希釈率がありますが、適切な希釈率につきましてはご検討ください。

アプリケーション	Abreviews	特記事項
WB		Use a concentration of 1 - 2 µg/ml. Predicted molecular weight: 33 kDa.
IHC-P		Use a concentration of 5 µg/ml.

## ターゲット情報

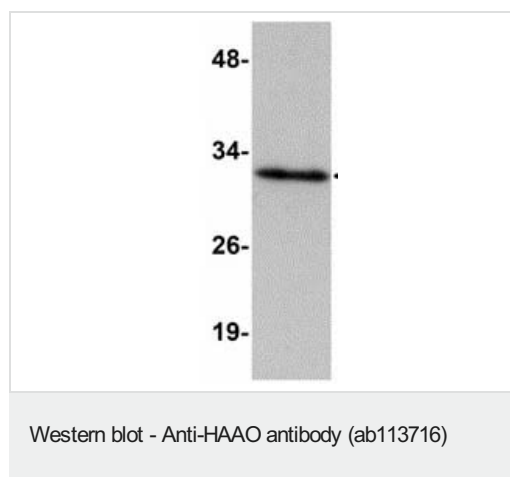
機能	Catalyzes the oxidative ring opening of 3-hydroxyanthranilate to 2-amino-3-carboxymuconate semialdehyde, which spontaneously cyclizes to quinolinate.
パスウェイ	Cofactor biosynthesis; NAD(+) biosynthesis; quinolinate from L-kynurenine: step 3/3.
配列類似性	Belongs to the 3-HAO family.
細胞内局在	Cytoplasm.
製品の状態	There are 2 isoforms produced by alternative splicing.

## 画像



Immunohistochemical staining of Formalin-Fixed, Paraffin-Embedded Human Liver using ab113716 at 5µg/ml

Immunohistochemistry (Formalin/PFA-fixed paraffin-embedded sections) - Anti-HAO antibody (ab113716)



Anti-HAAO antibody (ab113716) at 1 µg/ml + Mouse liver tissue lysate

**Predicted band size:** 33 kDa

**Please note:** All products are "FOR RESEARCH USE ONLY. NOT FOR USE IN DIAGNOSTIC PROCEDURES"

### Our Abpromise to you: Quality guaranteed and expert technical support

---

- Replacement or refund for products not performing as stated on the datasheet
- Valid for 12 months from date of delivery
- Response to your inquiry within 24 hours
- We provide support in Chinese, English, French, German, Japanese and Spanish
- Extensive multi-media technical resources to help you
- We investigate all quality concerns to ensure our products perform to the highest standards

If the product does not perform as described on this datasheet, we will offer a refund or replacement. For full details of the Abpromise, please visit <https://www.abcam.co.jp/abpromise> or contact our technical team.

### Terms and conditions

---

- Guarantee only valid for products bought direct from Abcam or one of our authorized distributors