




### Anti-H2R antibody ab39964

画像数 3

#### 製品の概要

製品名	Anti-H2R antibody
製品の詳細	Goat polyclonal to H2R
由来種	Goat
アプリケーション	<b>適用あり:</b> Flow Cyt, WB, ICC/IF
種交差性	<b>交差種:</b> Human <b>交差が予測される動物種:</b> Mouse, Dog 
免疫原	Synthetic peptide corresponding to Human H2R aa 335-349 (C terminal). Sequence: QEEKPLKLQVWSGTE <div>  <a href="#">Run BLAST with</a>  <a href="#">Run BLAST with</a> </div>
ポジティブ・コントロール	WB: Human tonsil tissue lysate; Flow Cyt: HeLa cells ICC/IF: HeLa cells
特記事項	<p>The Life Science industry has been in the grips of a reproducibility crisis for a number of years. Abcam is leading the way in addressing this with our range of recombinant monoclonal antibodies and knockout edited cell lines for gold-standard validation. Please check that this product meets your needs before purchasing.</p> <p>If you have any questions, special requirements or concerns, please send us an inquiry and/or contact our Support team ahead of purchase. Recommended alternatives for this product can be found below, along with publications, customer reviews and Q&amp;As</p>

#### 製品の特性

製品の状態	Liquid
保存方法	Shipped at 4°C. Upon delivery aliquot and store at -20°C. Avoid freeze / thaw cycles.
バッファー	pH: 7.30 Preservative: 0.02% Sodium azide Constituents: 0.5% BSA, 0.5% Tris buffered saline
精製度	Immunogen affinity purified
特記事項 (精製)	Purified from goat serum by ammonium sulphate precipitation followed by antigen affinity chromatography using the immunizing peptide.
ポリ/モノ	ポリクローナル

アイソタイプ

IgG

## アプリケーション

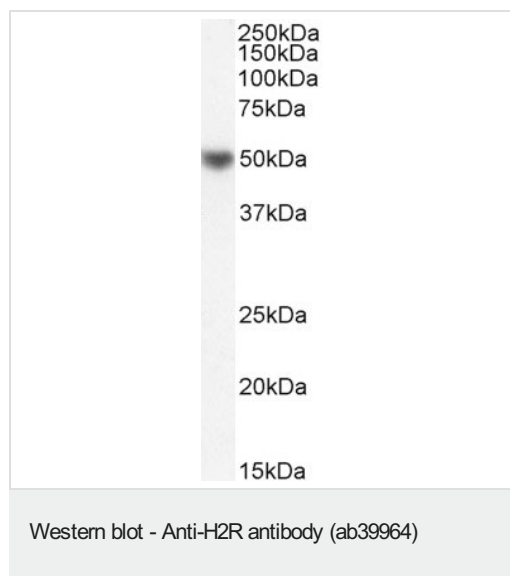
**The Abpromise guarantee**      **Abpromise保証は、** 次のテスト済みアプリケーションにおけるab39964の使用に適用されます  
アプリケーションノートには、推奨の開始希釈率がありますが、適切な希釈率につきましてはご検討ください。

アプリケーション	Abreviews	特記事項
Flow Cyt		Use a concentration of 10 µg/ml.
WB		Use a concentration of 1 µg/ml. Predicted molecular weight: 40 kDa. A 1 hour primary incubation is recommended for this product.
ICC/IF		Use a concentration of 10 µg/ml.

## ターゲット情報

機能	The H2 subclass of histamine receptors mediates gastric acid secretion. Also appears to regulate gastrointestinal motility and intestinal secretion. Possible role in regulating cell growth and differentiation. The activity of this receptor is mediated by G proteins which activate adenylyl cyclase and, through a separate G protein-dependent mechanism, the phosphoinositide/protein kinase (PKC) signaling pathway.
配列類似性	Belongs to the G-protein coupled receptor 1 family.
細胞内局在	Cell membrane.

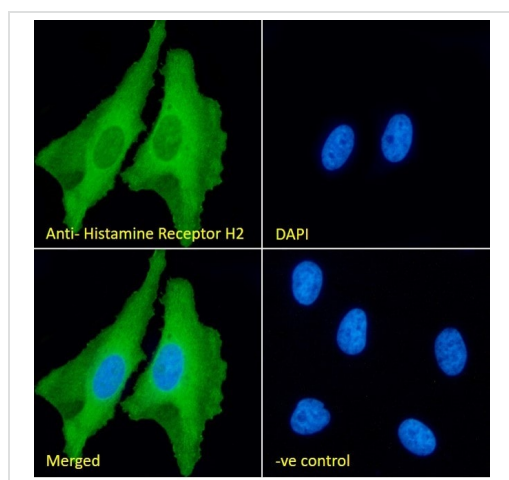
## 画像



Anti-H2R antibody (ab39964) at 1 µg/ml + Human tonsil tissue lysates (35µg protein in RIPA buffer)

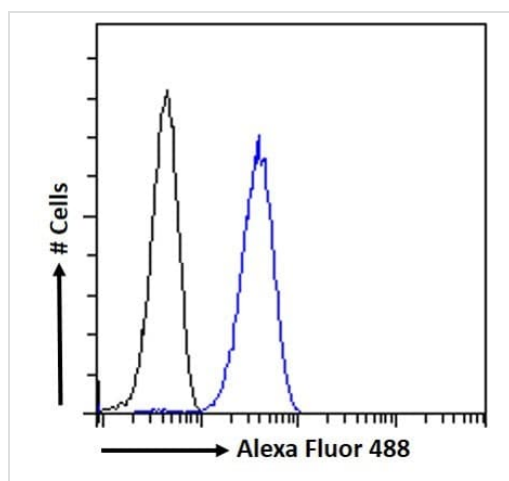
**Predicted band size:** 40 kDa

Detected by chemiluminescence.



Immunocytochemistry/ Immunofluorescence - Anti-H2R antibody (ab39964)

Immunocytochemistry/Immunofluorescence analysis of paraformaldehyde fixed HeLa cells, permeabilized with 0.15% Triton. Primary incubation 1hr (10 $\mu$ g/mL) followed by Alexa Fluor 488 secondary antibody (2 $\mu$ g/mL), showing cytoplasmic staining. The nuclear stain is DAPI (blue). Negative control: Unimmunized goat IgG (10 $\mu$ g/mL) followed by Alexa Fluor 488 secondary antibody (2 $\mu$ g/mL).



Flow Cytometry - Anti-H2R antibody (ab39964)

Flow cytometric analysis of paraformaldehyde fixed HeLa cells (blue line), permeabilized with 0.5% Triton. Primary incubation 1hr (10 $\mu$ g/mL) followed by Alexa Fluor 488 secondary antibody (1 $\mu$ g/mL). IgG control: Unimmunized goat IgG (black line) followed by Alexa Fluor 488 secondary antibody.

**Please note:** All products are "FOR RESEARCH USE ONLY. NOT FOR USE IN DIAGNOSTIC PROCEDURES"

### Our Abpromise to you: Quality guaranteed and expert technical support

- Replacement or refund for products not performing as stated on the datasheet
- Valid for 12 months from date of delivery
- Response to your inquiry within 24 hours
- We provide support in Chinese, English, French, German, Japanese and Spanish
- Extensive multi-media technical resources to help you
- We investigate all quality concerns to ensure our products perform to the highest standards

If the product does not perform as described on this datasheet, we will offer a refund or replacement. For full details of the Abpromise, please visit <https://www.abcam.co.jp/abpromise> or contact our technical team.

## Terms and conditions

---

- Guarantee only valid for products bought direct from Abcam or one of our authorized distributors