


Anti-H-FABP antibody ab45966

★★★★★ [8 Abreviews](#) [12 References](#) [画像数 2](#)

製品の概要

製品名	Anti-H-FABP antibody
製品の詳細	Rabbit polyclonal to H-FABP
由来種	Rabbit
特異性	ab45966 reacts with H-FABP, but does not react with liver or intestinal forms of this protein.
アプリケーション	適用あり: WB
種交差性	交差種: Human, Recombinant fragment 交差が予測される動物種: Mouse, Rat, Cow, Pig 
免疫原	Synthetic peptide corresponding to Human H-FABP aa 100 to the C-terminus (C terminal) conjugated to keyhole limpet haemocyanin. (Peptide available as ab46185)
特記事項	<p>The Life Science industry has been in the grips of a reproducibility crisis for a number of years. Abcam is leading the way in addressing this with our range of recombinant monoclonal antibodies and knockout edited cell lines for gold-standard validation. Please check that this product meets your needs before purchasing.</p> <p>If you have any questions, special requirements or concerns, please send us an inquiry and/or contact our Support team ahead of purchase. Recommended alternatives for this product can be found below, along with publications, customer reviews and Q&As</p>

製品の特性

製品の状態	Liquid
保存方法	Shipped at 4°C. Store at +4°C short term (1-2 weeks). Upon delivery aliquot. Store at -20°C or -80°C. Avoid freeze / thaw cycle.
バッファー	pH: 7.40 Preservative: 0.02% Sodium azide Constituent: PBS
精製度	Batches of this product that have a concentration < 1mg/ml may have BSA added as a stabilising agent. If you would like information about the formulation of a specific lot, please contact our scientific support team who will be happy to help. Immunogen affinity purified

ポリモノ	ポリクローナル
アイソタイプ	IgG

アプリケーション

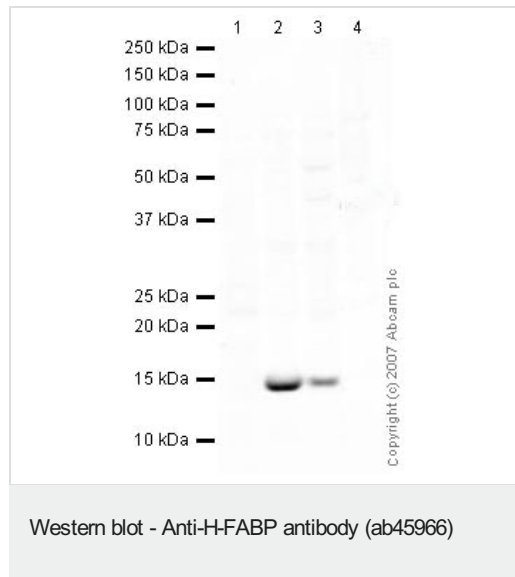
The Abpromise guarantee **Abpromise保証は、** 次のテスト済みアプリケーションにおけるab45966の使用に適用されます
 アプリケーションノートには、推奨の開始希釈率がありますが、適切な希釈率につきましてはご確認ください。

アプリケーション	Abreviews	特記事項
WB	★★★★☆ (2)	Use a concentration of 1 µg/ml. Detects a band of approximately 15 kDa (predicted molecular weight: 15 kDa).

ターゲット情報

機能	FABP are thought to play a role in the intracellular transport of long-chain fatty acids and their acyl-CoA esters.
配列類似性	Belongs to the calycin superfamily. Fatty-acid binding protein (FABP) family.
ドメイン	Forms a beta-barrel structure that accommodates the hydrophobic ligand in its interior.
細胞内局在	Cytoplasm.

画像



All lanes : Anti-H-FABP antibody (ab45966) at 1 µg/ml

Lane 1 : Human liver tissue lysate - total protein ([ab29889](#))

Lane 2 : Human heart tissue lysate - total protein ([ab29431](#))

Lane 3 : Human skeletal muscle tissue lysate - total protein ([ab29330](#))

Lane 4 : Human small intestine tissue lysate - total protein ([ab29276](#))

Lysates/proteins at 10 µg per lane.

Secondary


All lanes : Rabbit IgG secondary antibody ([ab28446](#)) at 1/10000 dilution

Performed under reducing conditions.

Predicted band size: 15 kDa

Observed band size: 15 kDa

Ab45966 does not cross-react with small intestine or liver FABP.



Ab45966 recognizes the full length tagged recombinant protein (**ab109160**) which has an expected molecular weight of 16 kDa.

Please note: All products are "FOR RESEARCH USE ONLY. NOT FOR USE IN DIAGNOSTIC PROCEDURES"

Our Abpromise to you: Quality guaranteed and expert technical support

- Replacement or refund for products not performing as stated on the datasheet
- Valid for 12 months from date of delivery
- Response to your inquiry within 24 hours
- We provide support in Chinese, English, French, German, Japanese and Spanish
- Extensive multi-media technical resources to help you
- We investigate all quality concerns to ensure our products perform to the highest standards

If the product does not perform as described on this datasheet, we will offer a refund or replacement. For full details of the Abpromise, please visit <https://www.abcam.co.jp/abpromise> or contact our technical team.

Terms and conditions

- Guarantee only valid for products bought direct from Abcam or one of our authorized distributors