


### Anti-GLRA2 antibody ab97628

3 References [画像数 2](#)

医薬用外劇物

#### 製品の概要

製品名	Anti-GLRA2 antibody
製品の詳細	Rabbit polyclonal to GLRA2
由来種	Rabbit
アプリケーション	<b>適用あり:</b> WB, IHC-P
種交差性	<b>交差種:</b> Human <b>交差が予測される動物種:</b> Mouse, Rat, Cow, Zebrafish 
免疫原	Recombinant fragment corresponding to Human GLRA2 aa 1-186 (N terminal).
特記事項	<p>The Life Science industry has been in the grips of a reproducibility crisis for a number of years. Abcam is leading the way in addressing this with our range of recombinant monoclonal antibodies and knockout edited cell lines for gold-standard validation. Please check that this product meets your needs before purchasing.</p> <p>If you have any questions, special requirements or concerns, please send us an inquiry and/or contact our Support team ahead of purchase. Recommended alternatives for this product can be found below, along with publications, customer reviews and Q&amp;As</p>

#### 製品の特性

製品の状態	Liquid
保存方法	Shipped at 4°C. Upon delivery aliquot and store at -20°C or -80°C. Avoid repeated freeze / thaw cycles.
バッファー	pH: 7.00 Preservative: 0.01% Thimerosal (merthiolate) Constituents: 1.21% Tris, 0.75% Glycine, 10% Glycerol (glycerin, glycerine)
精製度	Immunogen affinity purified
ポリ/モノ	ポリクローナル
アイソタイプ	IgG

#### アプリケーション

## The Abpromise guarantee

**Abpromise保証は、**次のテスト済みアプリケーションにおけるab97628の使用に適用されます


アプリケーションノートには、推奨の開始希釈率がありますが、適切な希釈率につきましてはご検討ください。

アプリケーション	Abreviews	特記事項
WB		1/500 - 1/3000. Predicted molecular weight: 52 kDa.
IHC-P		1/100 - 1/500.

## ターゲット情報

機能	The glycine receptor is a neurotransmitter-gated ion channel. Binding of glycine to its receptor increases the chloride conductance and thus produces hyperpolarization (inhibition of neuronal firing).
配列類似性	Belongs to the ligand-gated ion channel (TC 1.A.9) family. Glycine receptor (TC 1.A.9.3) subfamily. GLRA2 sub-subfamily.
細胞内局在	Cell junction > synapse > postsynaptic cell membrane. Cell membrane.

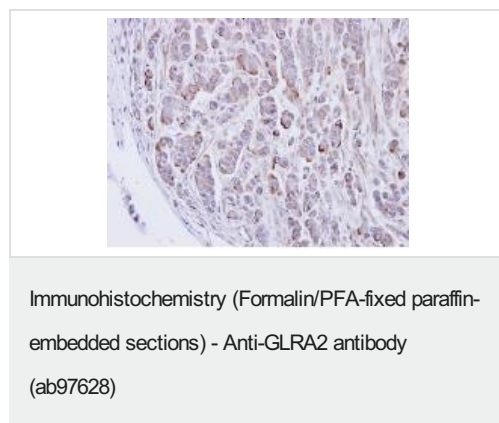
## 画像



Anti-GLRA2 antibody (ab97628) at 1/5000 dilution + A431 whole cell lysate at 30 µg

**Predicted band size:** 52 kDa

10 % SDS PAGE



ab97628, at a 1/500 dilution, staining GLRA2 in paraffin embedded MDAMB468 xenograft by Immunohistochemistry.

**Please note:** All products are "FOR RESEARCH USE ONLY. NOT FOR USE IN DIAGNOSTIC PROCEDURES"

### **Our Abpromise to you: Quality guaranteed and expert technical support**

---

- Replacement or refund for products not performing as stated on the datasheet
- Valid for 12 months from date of delivery
- Response to your inquiry within 24 hours
- We provide support in Chinese, English, French, German, Japanese and Spanish
- Extensive multi-media technical resources to help you
- We investigate all quality concerns to ensure our products perform to the highest standards

If the product does not perform as described on this datasheet, we will offer a refund or replacement. For full details of the Abpromise, please visit <https://www.abcam.co.jp/abpromise> or contact our technical team.

### **Terms and conditions**

---

- Guarantee only valid for products bought direct from Abcam or one of our authorized distributors