

Anti-GAB3 antibody ab121311

1 References [画像数 5](#)

製品の概要

製品名	Anti-GAB3 antibody
製品の詳細	Rabbit polyclonal to GAB3
由来種	Rabbit
アプリケーション	適用あり: IHC-P, WB
種交差性	交差種: Human
免疫原	antigen sequence, corresponding to amino acids 336-480 of Human GAB3.
ポジティブ・コントロール	WB: Human Plasma, Liver and Tonsil lysates; IHC-P: Human Lung, Testis, Prostate, and Kidney tissues.
特記事項	<p>The Life Science industry has been in the grips of a reproducibility crisis for a number of years. Abcam is leading the way in addressing this with our range of recombinant monoclonal antibodies and knockout edited cell lines for gold-standard validation. Please check that this product meets your needs before purchasing.</p> <p>If you have any questions, special requirements or concerns, please send us an inquiry and/or contact our Support team ahead of purchase. Recommended alternatives for this product can be found below, along with publications, customer reviews and Q&As</p>

製品の特性

製品の状態	Liquid
保存方法	Shipped at 4°C. Upon delivery aliquot and store at -20°C. Avoid freeze / thaw cycles.
バッファー	pH: 7.20 Preservative: 0.02% Sodium azide Constituents: 59% PBS, 40% Glycerol (glycerin, glycerine)
精製度	Immunogen affinity purified
ポリ/モノ	ポリクローナル
アイソタイプ	IgG

アプリケーション

The Abpromise guarantee

Abpromise保証は、次のテスト済みアプリケーションにおけるab121311の使用に適用されます

アプリケーションノートには、推奨の開始希釈率がありますが、適切な希釈率につきましてはご検討ください。

アプリケーション	Abreviews	特記事項
IHC-P		1/200 - 1/500. Perform heat mediated antigen retrieval with citrate buffer pH 6 before commencing with IHC staining protocol.
WB		Use a concentration of 0.04 - 0.4 µg/ml.

ターゲット情報

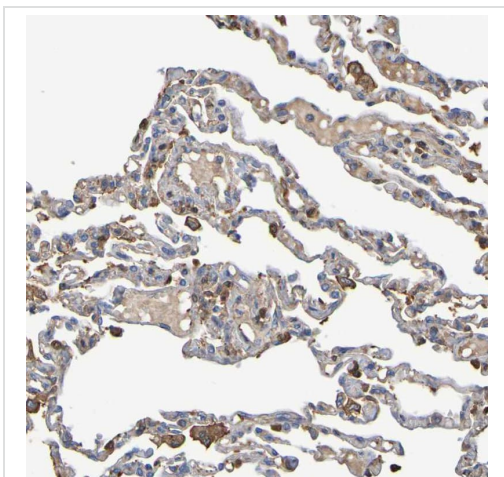
配列類似性

Belongs to the GAB family.
Contains 1 PH domain.

翻訳後修飾

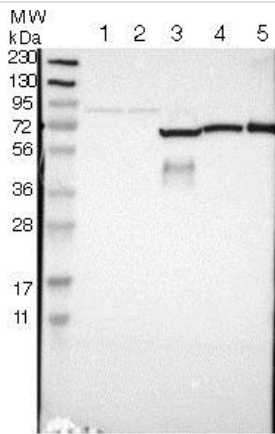
Phosphorylated on tyrosine residue(s) after macrophage colony-stimulating factor (M-CSF) receptor stimulation.

画像



Immunohistochemistry (Formalin/PFA-fixed paraffin-embedded sections) analysis of human lung tissue labelling GAB3 with ab121311 at 1/200 dilution. Heat mediated antigen retrieval performed with citrate buffer pH 6 before commencing with IHC staining protocol.

Immunohistochemistry (Formalin/PFA-fixed paraffin-embedded sections) - Anti-GAB3 antibody (ab121311)



Western blot - Anti-GAB3 antibody (ab121311)

All lanes : Anti-GAB3 antibody (ab121311) at 1/250 dilution

Lane 1 : RT4 cell lysate

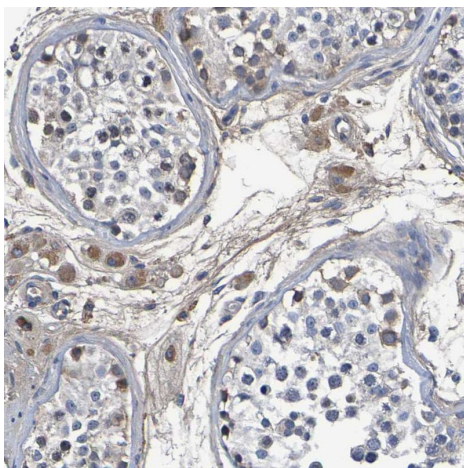
Lane 2 : U-251 MG cell lysate

Lane 3 : Human Plasma

Lane 4 : Human Liver lysate

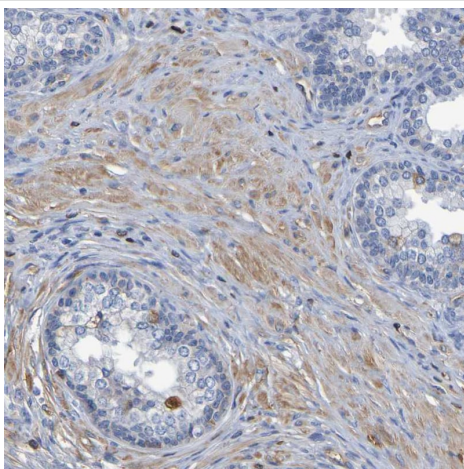
Lane 5 : Human Tonsil lysate

Developed using the ECL technique.



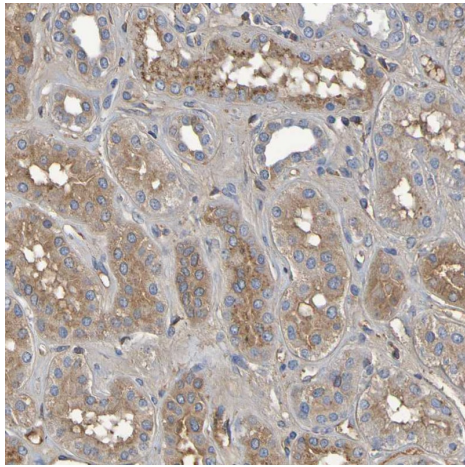
Immunohistochemistry (Formalin/PFA-fixed paraffin-embedded sections) - Anti-GAB3 antibody (ab121311)

Immunohistochemistry (Formalin/PFA-fixed paraffin-embedded sections) analysis of human testis tissue labelling GAB3 with ab121311 at 1/200 dilution. Heat mediated antigen retrieval performed with citrate buffer pH 6 before commencing with IHC staining protocol.



Immunohistochemistry (Formalin/PFA-fixed paraffin-embedded sections) - Anti-GAB3 antibody (ab121311)

Immunohistochemistry (Formalin/PFA-fixed paraffin-embedded sections) analysis of human prostate tissue labelling GAB3 with ab121311 at 1/200 dilution. Heat mediated antigen retrieval performed with citrate buffer pH 6 before commencing with IHC staining protocol.



Immunohistochemistry (Formalin/PFA-fixed paraffin-embedded sections) analysis of human kidney tissue labelling GAB3 with ab121311 at 1/200 dilution. Heat mediated antigen retrieval performed with citrate buffer pH 6 before commencing with IHC staining protocol.

Immunohistochemistry (Formalin/PFA-fixed paraffin-embedded sections) - Anti-GAB3 antibody (ab121311)

Please note: All products are "FOR RESEARCH USE ONLY. NOT FOR USE IN DIAGNOSTIC PROCEDURES"

Our Abpromise to you: Quality guaranteed and expert technical support

- Replacement or refund for products not performing as stated on the datasheet
- Valid for 12 months from date of delivery
- Response to your inquiry within 24 hours
- We provide support in Chinese, English, French, German, Japanese and Spanish
- Extensive multi-media technical resources to help you
- We investigate all quality concerns to ensure our products perform to the highest standards

If the product does not perform as described on this datasheet, we will offer a refund or replacement. For full details of the Abpromise, please visit <https://www.abcam.co.jp/abpromise> or contact our technical team.

Terms and conditions

- Guarantee only valid for products bought direct from Abcam or one of our authorized distributors