


Anti-GAB2 (phospho Y643) antibody ab78262

1 References [画像数 2](#)

製品の概要

製品名	Anti-GAB2 (phospho Y643) antibody
製品の詳細	Rabbit polyclonal to GAB2 (phospho Y643)
由来種	Rabbit
アプリケーション	適用あり: WB, IHC-P
種交差性	交差種: Human 交差が予測される動物種: Mouse, Rat 
免疫原	Synthetic peptide corresponding to Human GAB2 (phospho Y643). Run BLAST with ExpASY Run BLAST with NCBI
ポジティブ・コントロール	Extracts from Jurkat cells. Human brain tissue.
特記事項	<p>The Life Science industry has been in the grips of a reproducibility crisis for a number of years. Abcam is leading the way in addressing this with our range of recombinant monoclonal antibodies and knockout edited cell lines for gold-standard validation. Please check that this product meets your needs before purchasing.</p> <p>If you have any questions, special requirements or concerns, please send us an inquiry and/or contact our Support team ahead of purchase. Recommended alternatives for this product can be found below, along with publications, customer reviews and Q&As</p>

製品の特性

製品の状態	Liquid
保存方法	Shipped at 4°C. Upon delivery aliquot and store at -20°C. Avoid freeze / thaw cycles.
バッファー	pH: 7.40 Preservative: 0.02% Sodium azide Constituents: 0.87% Sodium chloride, 50% Glycerol (glycerin, glycerine), PBS
精製度	Immunogen affinity purified
特記事項 (精製)	The antibody was affinity-purified from rabbit antiserum by affinity-chromatography using epitope-specific phosphopeptide. The antibody against non-phosphopeptide was removed by chromatography using non-phosphopeptide corresponding to the phosphorylation site.
ポリ/モノ	ポリクローナル
アイソタイプ	IgG

アプリケーション

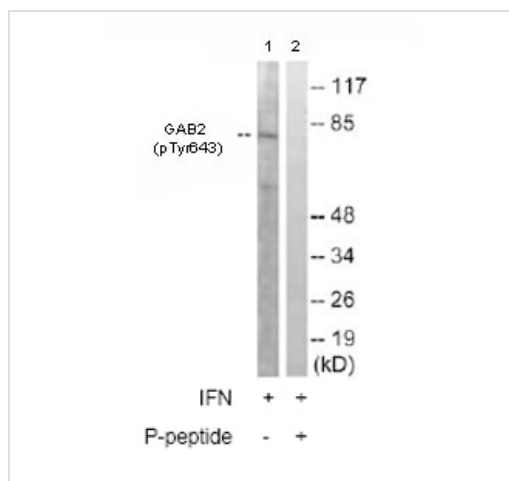
The Abpromise guarantee Abpromise保証は、 次のテスト済みアプリケーションにおけるab78262の使用に適用されます
アプリケーションノートには、推奨の開始希釈率がありますが、適切な希釈率につきましてはご検討ください。

アプリケーション	Abreviews	特記事項
WB		1/500 - 1/1000. Detects a band of approximately 74 kDa (predicted molecular weight: 74 kDa).
IHC-P		1/50 - 1/100.

ターゲット情報

機能	Adapter protein which acts downstream of several membrane receptors including cytokine, antigen, hormone, cell matrix and growth factor receptors to regulate multiple signaling pathways. Regulates osteoclast differentiation mediating the TNFRSF11A/RANK signaling. In allergic response, it plays a role in mast cells activation and degranulation through PI-3-kinase regulation. Also involved in the regulation of cell proliferation and hematopoiesis.
配列類似性	Belongs to the GAB family. Contains 1 PH domain.
ドメイン	The SH3-binding motifs mediate interaction with SHC1 and GRB2. The PH domain mediates phosphatidylinositol 3,4,5-trisphosphate and phosphatidylinositol 3,4-bisphosphate binding.
翻訳後修飾	Phosphorylated on tyrosine residue(s) by the thrombopoietin receptor (TPOR), stem cell factor receptor (SCFR), and T-cell and B-cell antigen receptors, gp130, IL-2R and IL-3R (By similarity). Phosphorylated upon stimulation of TNFRSF11A/RANK by TNFSF11/RANKL (By similarity). Phosphorylated upon EGF stimulation. Phosphorylated on tyrosine residues by HCK upon IL6 signaling. Dephosphorylated by PTPN11.
細胞内局在	Cytoplasm. Cell membrane.

画像



Western blot - Anti-GAB2 (phospho Y643) antibody (ab78262)

All lanes : Anti-GAB2 (phospho Y643) antibody (ab78262) at 1/500 dilution

Lane 1 : Extracts from Jurkat cells, treated with IFN (2500U/ML, 30mins)

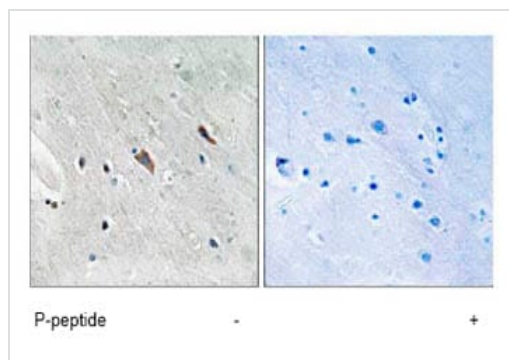
Lane 2 : Extracts from Jurkat cells, treated with IFN (2500U/ML, 30mins) plus 5µg immunizing peptide

Lysates/proteins at 5 µg per lane.

Predicted band size: 74 kDa

Observed band size: 74 kDa

Additional bands at: 65 kDa. We are unsure as to the identity of these extra bands.



Immunohistochemistry (Formalin/PFA-fixed paraffin-embedded sections) - Anti-GAB2 (phospho Y643) antibody (ab78262)

Immunohistochemistry analysis of paraffin-embedded human brain tissue using ab78262 at a 1/50 dilution.

Left image un-treated.

Right image treated with immunizing peptide.

Please note: All products are "FOR RESEARCH USE ONLY. NOT FOR USE IN DIAGNOSTIC PROCEDURES"

Our Abpromise to you: Quality guaranteed and expert technical support

- Replacement or refund for products not performing as stated on the datasheet
- Valid for 12 months from date of delivery
- Response to your inquiry within 24 hours
- We provide support in Chinese, English, French, German, Japanese and Spanish
- Extensive multi-media technical resources to help you
- We investigate all quality concerns to ensure our products perform to the highest standards

If the product does not perform as described on this datasheet, we will offer a refund or replacement. For full details of the Abpromise, please visit <https://www.abcam.co.jp/abpromise> or contact our technical team.

Terms and conditions

- Guarantee only valid for products bought direct from Abcam or one of our authorized distributors