




Anti-Frizzled 9 antibody ab110886

画像数 2

製品の概要

製品名	Anti-Frizzled 9 antibody
製品の詳細	Goat polyclonal to Frizzled 9
由来種	Goat
アプリケーション	適用あり: IHC-P
種交差性	交差種: Human 交差が予測される動物種: Mouse, Rat, Cow, Dog 
免疫原	Synthetic peptide: C-TKTDPSLENPTH , corresponding to C terminal amino acids 579-590 of Human Frizzled 9 <div>  Run BLAST with  Run BLAST with </div>
ポジティブ・コントロール	Formalin Fixed, Paraffin Embedded Human Testis Formalin Fixed, Paraffin Embedded Human Thyroid
特記事項	<p>The Life Science industry has been in the grips of a reproducibility crisis for a number of years. Abcam is leading the way in addressing this with our range of recombinant monoclonal antibodies and knockout edited cell lines for gold-standard validation. Please check that this product meets your needs before purchasing.</p> <p>If you have any questions, special requirements or concerns, please send us an inquiry and/or contact our Support team ahead of purchase. Recommended alternatives for this product can be found below, along with publications, customer reviews and Q&As</p>

製品の特性

製品の状態	Liquid
保存方法	Shipped at 4°C. Store at -20°C or -80°C. Avoid freeze / thaw cycle. Store undiluted.
バッファー	pH: 7.30 Preservative: 0.02% Sodium azide Constituents: Tris buffered saline, 0.5% BSA
精製度	Immunogen affinity purified
ポリ/モノ	ポリクローナル
アイソタイプ	IgG

アプリケーション

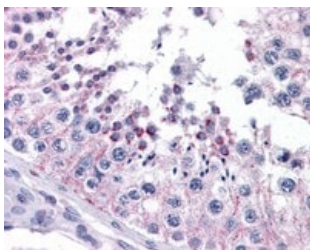
The Abpromise guarantee Abpromise保証は、 次のテスト済みアプリケーションにおけるab110886の使用に適用されます
アプリケーションノートには、推奨の開始希釈率がありますが、適切な希釈率につきましてはご検討ください。

アプリケーション	Abreviews	特記事項
IHC-P		Use a concentration of 5 µg/ml.

ターゲット情報

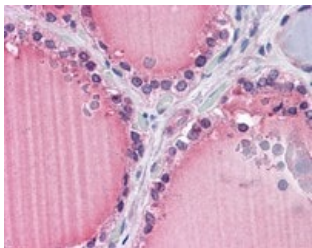
機能	Receptor for Wnt proteins. Most of frizzled receptors are coupled to the beta-catenin canonical signaling pathway, which leads to the activation of disheveled proteins, inhibition of GSK-3 kinase, nuclear accumulation of beta-catenin and activation of Wnt target genes. A second signaling pathway involving PKC and calcium fluxes has been seen for some family members, but it is not yet clear if it represents a distinct pathway or if it can be integrated in the canonical pathway, as PKC seems to be required for Wnt-mediated inactivation of GSK-3 kinase. Both pathways seem to involve interactions with G-proteins. May be involved in transduction and intercellular transmission of polarity information during tissue morphogenesis and/or in differentiated tissues.
組織特異性	Expressed predominantly in adult and fetal brain, testis, eye, skeletal muscle and kidney. Moderately expressed in pancreas, thyroid, adrenal cortex, small intestine and stomach. Detected in fetal liver and kidney.
配列類似性	Belongs to the G-protein coupled receptor Fz/Smo family. Contains 1 FZ (frizzled) domain.
ドメイン	Lys-Thr-X-X-X-Trp motif interacts with the PDZ domain of Dvl (Disheveled) family members and is involved in the activation of the Wnt/beta-catenin signaling pathway. The FZ domain is involved in binding with Wnt ligands.
細胞内局在	Cell membrane.

画像



ab110886, at 5 µg/ml, staining Frizzled 9 in Formalin Fixed, Paraffin Embedded Human testis tissue by Immunohistochemistry.

Immunohistochemistry (Formalin/PFA-fixed paraffin-embedded sections) - Anti-Frizzled 9 antibody (ab110886)



ab110886, at 5 µg/ml, staining Frizzled 9 in Formalin Fixed, Paraffin Embedded Human thyroid tissue by Immunohistochemistry.

Immunohistochemistry (Formalin/PFA-fixed paraffin-embedded sections) - Anti-Frizzled 9 antibody (ab110886)

Please note: All products are "FOR RESEARCH USE ONLY. NOT FOR USE IN DIAGNOSTIC PROCEDURES"

Our Abpromise to you: Quality guaranteed and expert technical support

- Replacement or refund for products not performing as stated on the datasheet
- Valid for 12 months from date of delivery
- Response to your inquiry within 24 hours
- We provide support in Chinese, English, French, German, Japanese and Spanish
- Extensive multi-media technical resources to help you
- We investigate all quality concerns to ensure our products perform to the highest standards

If the product does not perform as described on this datasheet, we will offer a refund or replacement. For full details of the Abpromise, please visit <https://www.abcam.co.jp/abpromise> or contact our technical team.

Terms and conditions

- Guarantee only valid for products bought direct from Abcam or one of our authorized distributors