


Anti-FOXP3 antibody ab75763

★★★★★ [1 Abreviews](#) [7 References](#) [画像数 5](#)

製品の概要

製品名	Anti-FOXP3 antibody
製品の詳細	Rabbit polyclonal to FOXP3
由来種	Rabbit
アプリケーション	適用あり: WB, IHC-P
種交差性	交差種: Mouse, Rat 交差が予測される動物種: Cow, Cat, Human, Pig, Monkey, Cynomolgus monkey, Rhesus monkey, Deer 
免疫原	Synthetic peptide corresponding to Mouse FOXP3 aa 200-300. The peptide was post synthetically modified to achieve desired antigenicity before coupling to a carrier protein. Database link: Q99JB6

 [Run BLAST with](#)

 [Run BLAST with](#)

特記事項

The Life Science industry has been in the grips of a reproducibility crisis for a number of years. Abcam is leading the way in addressing this with our range of recombinant monoclonal antibodies and knockout edited cell lines for gold-standard validation. Please check that this product meets your needs before purchasing.

If you have any questions, special requirements or concerns, please send us an inquiry and/or contact our Support team ahead of purchase. Recommended alternatives for this product can be found below, along with publications, customer reviews and Q&As

製品の特性

製品の状態	Liquid
保存方法	Shipped at 4°C. Upon delivery aliquot and store at -20°C. Avoid freeze / thaw cycles.
バッファー	Preservative: 0.02% Sodium azide
精製度	Protein A purified
ポリ/モノ	ポリクローナル
アイソタイプ	IgG

アプリケーション

The Abpromise guarantee

Abpromise保証は、次のテスト済みアプリケーションにおけるab75763の使用に適用されます

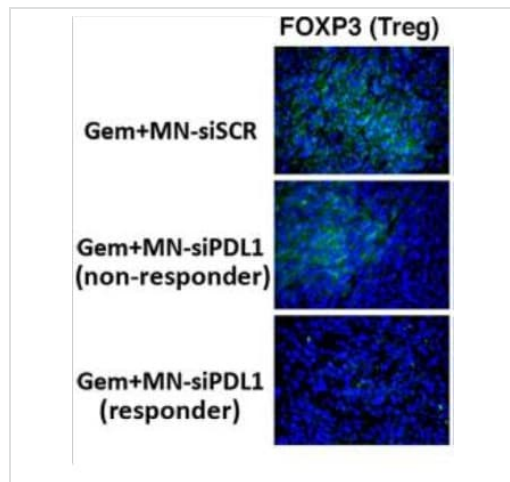
アプリケーションノートには、推奨の開始希釈率がありますが、適切な希釈率につきましてはご検討ください。

アプリケーション	Abreviews	特記事項
WB		1/500. Detects a band of approximately 52-55, 25-29 kDa (predicted molecular weight: 47 kDa).
IHC-P	★★★★★ (1)	1/100.

ターゲット情報

機能	Probable transcription factor. Plays a critical role in the control of immune response.
関連疾患	Defects in FOXP3 are the cause of immunodeficiency polyendocrinopathy, enteropathy, X-linked syndrome (IPEX) [MIM:304790]; also known as X-linked autoimmunity-immunodeficiency syndrome. IPEX is characterized by neonatal onset insulin-dependent diabetes mellitus, infections, secretory diarrhea, thrombocytopenia, anemia and eczema. It is usually lethal in infancy.
配列類似性	Contains 1 C2H2-type zinc finger. Contains 1 fork-head DNA-binding domain.
細胞内局在	Nucleus.

画像

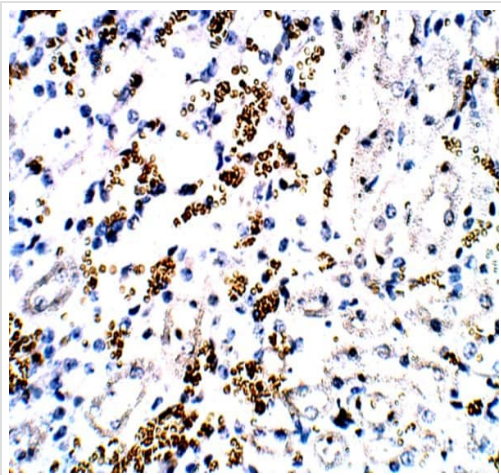


Immunofluorescence of tumors from mice treated with MN-siPDL1 and gemcitabine. There was evidence of an increase in cell-mediated cytotoxicity, as evidenced by a decrease in the infiltration by immunosuppressive Foxp3 + regulatory T (Treg) cells detected using ab75763.

This image has been cropped from the original figure.

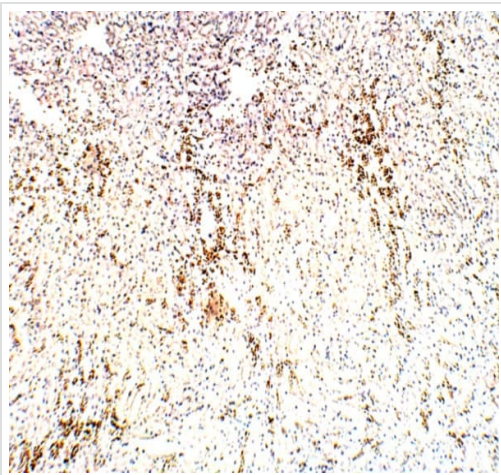
Immunohistochemistry (Formalin/PFA-fixed paraffin-embedded sections) - Anti-FOXP3 antibody (ab75763)

This image is taken from Fig 5. Byunghee Y. et al. RNAi-Mediated PD-L1 Inhibition for Pancreatic Cancer Immunotherapy, Sci Rep. 2019; 9: 4712. doi: 10.1038/s41598-019-41251-9. <http://creativecommons.org/licenses/by/4.0/>.



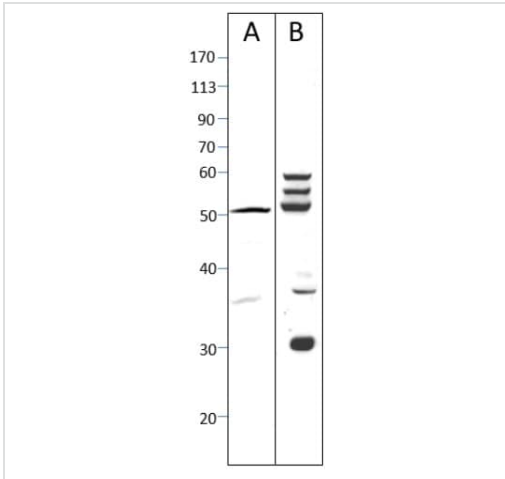
Immunohistochemistry (Formalin/PFA-fixed paraffin-embedded sections) - Anti-FOXP3 antibody (ab75763)

Immunohistochemistry (Formalin/PFA-fixed paraffin-embedded sections) of Mouse kidney tissue staining FOXP3 using ab75763 at 1/100. DAB staining (brown) Hematoxylin QS counterstain (blue).



Immunohistochemistry (Formalin/PFA-fixed paraffin-embedded sections) - Anti-FOXP3 antibody (ab75763)

Immunohistochemistry (Formalin/PFA-fixed paraffin-embedded sections) of Mouse kidney tissue staining FOXP3 using ab75763 at 1/100. DAB staining (brown) Hematoxylin QS counterstain (blue).



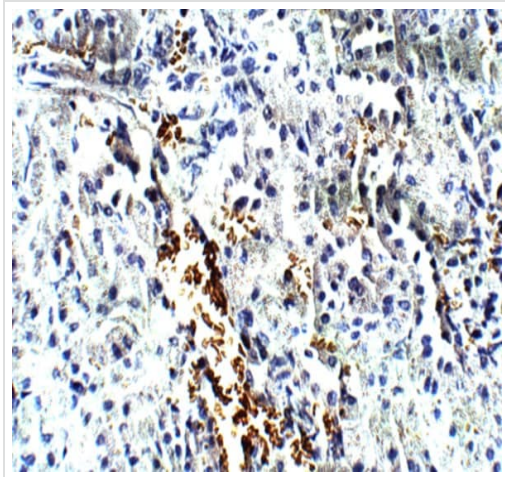
Western blot - Anti-FOXP3 antibody (ab75763)

All lanes : Anti-FOXP3 antibody (ab75763) at 1/500 dilution

Lane 1 : rat kidney lysate

Lane 2 : rat cerebral cortex lysate

Predicted band size: 47 kDa



Immunohistochemistry (Formalin/PFA-fixed paraffin-embedded sections) - Anti-FOXP3 antibody (ab75763)

Immunohistochemistry (Formalin/PFA-fixed paraffin-embedded sections) of Rat kidney tissue staining FOXP3 using ab75763 at 1/100. DAB staining (brown) Hematoxylin QS counterstain (blue).

Please note: All products are "FOR RESEARCH USE ONLY. NOT FOR USE IN DIAGNOSTIC PROCEDURES"

Our Abpromise to you: Quality guaranteed and expert technical support

- Replacement or refund for products not performing as stated on the datasheet
- Valid for 12 months from date of delivery
- Response to your inquiry within 24 hours

- We provide support in Chinese, English, French, German, Japanese and Spanish
- Extensive multi-media technical resources to help you
- We investigate all quality concerns to ensure our products perform to the highest standards

If the product does not perform as described on this datasheet, we will offer a refund or replacement. For full details of the Abpromise, please visit <https://www.abcam.co.jp/abpromise> or contact our technical team.

Terms and conditions

- Guarantee only valid for products bought direct from Abcam or one of our authorized distributors