




Anti-FOXA2 antibody ab5074

[1 Abreviews](#) [11 References](#) [画像数 2](#)

製品の概要

製品名	Anti-FOXA2 antibody
製品の詳細	Goat polyclonal to FOXA2
由来種	Goat
特異性	This antibody is expected to recognise both reported isoforms.
アプリケーション	適用あり: WB
種交差性	交差種: Rat, Human 交差が予測される動物種: Chicken, Xenopus laevis 
免疫原	Synthetic peptide: GVYSRPIMNSS, corresponding to amino acids 447-457 of Human FOXA 2.  Run BLAST with ExPASy  Run BLAST with NCBI
ポジティブ・コントロール	WB: Rat lung and human liver tissue lysates.
特記事項	<p>The Life Science industry has been in the grips of a reproducibility crisis for a number of years. Abcam is leading the way in addressing this with our range of recombinant monoclonal antibodies and knockout edited cell lines for gold-standard validation. Please check that this product meets your needs before purchasing.</p> <p>If you have any questions, special requirements or concerns, please send us an inquiry and/or contact our Support team ahead of purchase. Recommended alternatives for this product can be found below, along with publications, customer reviews and Q&As</p>

製品の特性

製品の状態	Liquid
保存方法	Shipped at 4°C. Upon delivery aliquot and store at -20°C or -80°C. Avoid repeated freeze / thaw cycles.
バッファー	pH: 7.30 Preservative: 0.02% Sodium azide Constituents: Tris buffered saline, 0.5% BSA
精製度	Immunogen affinity purified
特記事項 (精製)	Purified from goat serum by ammonium sulphate precipitation followed by antigen affinity chromatography using the immunizing peptide.
ポリ/モノ	ポリクローナル

アプリケーション


The Abpromise guarantee Abpromise保証は、 次のテスト済みアプリケーションにおけるab5074の使用に適用されます
アプリケーションノートには、推奨の開始希釈率がありますが、適切な希釈率につきましてはご検討ください。

アプリケーション	Abreviews	特記事項
WB		Use a concentration of 1 - 3 µg/ml. Detects a band of approximately 60 kDa (predicted molecular weight: 48 kDa). A 1 hour primary incubation is recommended for this product. A nuclear extraction procedure may be required to concentrate the protein in samples.

ターゲット情報

機能	Transcription factor that is involved in embryonic development, establishment of tissue-specific gene expression and regulation of gene expression in differentiated tissues. Is thought to act as a 'pioneer' factor opening the compacted chromatin for other proteins through interactions with nucleosomal core histones and thereby replacing linker histones at target enhancer and/or promoter sites. Binds DNA with the consensus sequence 5'-[AC]A[AT]T[AG]TT[GT][AG][CT]T[CT]-3' (By similarity). In embryonic development is required for notochord formation. Involved in the development of multiple endoderm-derived organ systems such as the liver, pancreas and lungs; FOXA1 and FOXA2 seem to have at least in part redundant roles. Originally discribed as a transcription activator for a number of liver genes such as AFP, albumin, tyrosine aminotransferase, PEPCK, etc. Interacts with the cis-acting regulatory regions of these genes. Involved in glucose homeostasis; regulates the expression of genes important for glucose sensing in pancreatic beta-cells and glucose homeostasis. Involved in regulation of fat metabolism. Binds to fibrinogen beta promoter and is involved in IL6-induced fibrinogen beta transcriptional activation.
配列類似性	Contains 1 fork-head DNA-binding domain.
翻訳後修飾	Phosphorylation on Thr-156 abolishes binding to target promoters and subsequent transcription activation upon insulin stimulation.
細胞内局在	Nucleus. Cytoplasm. Shuttles between the nucleus and cytoplasm in a CRM1-dependent manner and in response to insulin signaling via AKT1 is exported from the nucleus.

画像

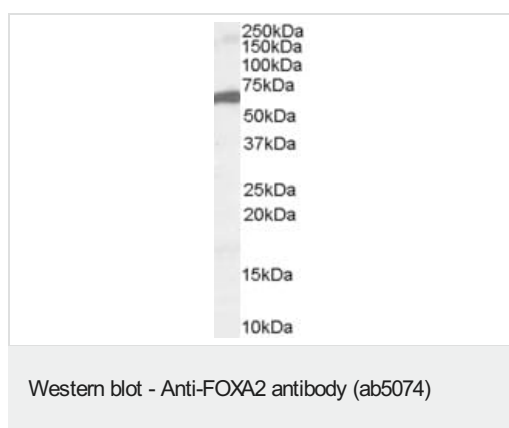


Anti-FOXA2 antibody (ab5074) at 1 µg/ml + Rat Lung tissue lysate at 35 µg

Predicted band size: 48 kDa

Observed band size: 60 kDa

Primary incubation was 1 hour. Detected by chemiluminescence.



Anti-FOXA2 antibody (ab5074) at 1 µg/ml + Human Liver lysate at 1 µg/ml

Predicted band size: 48 kDa

Observed band size: 60 kDa

Primary incubation was 1 hour. Detected by chemiluminescence.

Please note: All products are "FOR RESEARCH USE ONLY. NOT FOR USE IN DIAGNOSTIC PROCEDURES"

Our Abpromise to you: Quality guaranteed and expert technical support

- Replacement or refund for products not performing as stated on the datasheet
- Valid for 12 months from date of delivery
- Response to your inquiry within 24 hours
- We provide support in Chinese, English, French, German, Japanese and Spanish
- Extensive multi-media technical resources to help you
- We investigate all quality concerns to ensure our products perform to the highest standards

If the product does not perform as described on this datasheet, we will offer a refund or replacement. For full details of the Abpromise, please visit <https://www.abcam.co.jp/abpromise> or contact our technical team.

Terms and conditions

- Guarantee only valid for products bought direct from Abcam or one of our authorized distributors