


Anti-FH/Fumarase antibody ab95947

3 References [画像数 3](#)

製品の概要

製品名	Anti-FH/Fumarase antibody
製品の詳細	Rabbit polyclonal to FH/Fumarase
由来種	Rabbit
アプリケーション	適用あり: WB, IHC-P, ICC/IF
種交差性	交差種: Human 交差が予測される動物種: Mouse, Rat, Cow, Zebrafish 
免疫原	Recombinant fragment corresponding to Human FH/Fumarase aa 195-443. Database link: NP_000134
ポジティブ・コントロール	HeLa and HepG2 whole cell lysates; HeLa cells; NCIN87 xenograft; 293T, A431, H1299, Molt, and Raji cell lines
特記事項	<p>The Life Science industry has been in the grips of a reproducibility crisis for a number of years. Abcam is leading the way in addressing this with our range of recombinant monoclonal antibodies and knockout edited cell lines for gold-standard validation. Please check that this product meets your needs before purchasing.</p> <p>If you have any questions, special requirements or concerns, please send us an inquiry and/or contact our Support team ahead of purchase. Recommended alternatives for this product can be found below, along with publications, customer reviews and Q&As</p>

製品の特性

製品の状態	Liquid
保存方法	Shipped at 4°C. Upon delivery aliquot and store at -20°C. Avoid repeated freeze / thaw cycles.
バッファー	pH: 7.00 Preservative: 0.025% Proclin 300 Constituents: 79% PBS, 20% Glycerol (glycerin, glycerine)
精製度	Immunogen affinity purified
ポリ/モノ	ポリクローナル
アイソタイプ	IgG

アプリケーション

The Abpromise guarantee

Abpromise保証は、次のテスト済みアプリケーションにおけるab95947の使用に適用されます

アプリケーションノートには、推奨の開始希釈率がありますが、適切な希釈率につきましてはご確認ください。

アプリケーション	Abreviews	特記事項
WB		1/500 - 1/3000. Predicted molecular weight: 55 kDa.
IHC-P		1/100 - 1/500.
ICC/IF		1/100 - 1/200.

ターゲット情報

機能

Also acts as a tumor suppressor.

パスウェイ

Carbohydrate metabolism; tricarboxylic acid cycle; (S)-malate from fumarate: step 1/1.

関連疾患

Defects in FH are the cause of fumarase deficiency (FHD) [MIM:606812]; also known as fumaricaciduria. FHD is characterized by progressive encephalopathy, developmental delay, hypotonia, cerebral atrophy and lactic and pyruvic acidemia.

Defects in FH are the cause of multiple cutaneous and uterine leiomyomata (MCUL1) [MIM:150800]. MCUL1 is an autosomal dominant condition in which affected individuals develop benign smooth muscle tumors (leiomyomata) of the skin. Affected females also usually develop leiomyomata of the uterus (fibroids).

Defects in FH are the cause of hereditary leiomyomatosis and renal cell cancer (HLRCC) [MIM:605839].

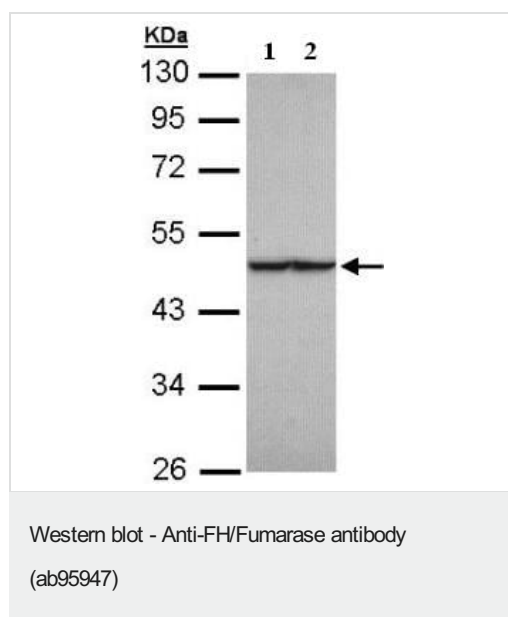
配列類似性

Belongs to the class-II fumarase/aspartase family. Fumarase subfamily.

細胞内局在

Cytoplasm and Mitochondrion.

画像



All lanes : Anti-FH/Fumarase antibody (ab95947) at 1/1000 dilution

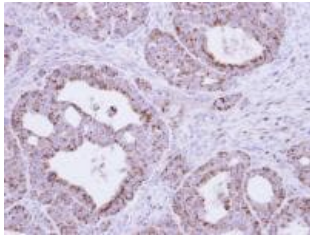
Lane 1 : HeLa whole cell lysate

Lane 2 : HepG2 whole cell lysate

Lysates/proteins at 30 µg per lane.

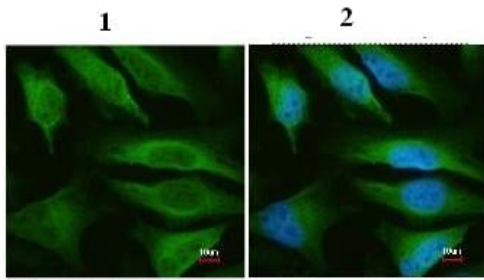
Predicted band size: 55 kDa

10% SDS-PAGE



Immunohistochemical analysis of paraffin embedded NCIN87 xenograft, using ab95947 at 1/500 dilution.

Immunohistochemistry (Formalin/PFA-fixed paraffin-embedded sections) - Anti-FH/Fumarase antibody (ab95947)



Immunofluorescence analysis of paraformaldehyde fixed HeLa cells, using ab95947 at 1/200 dilution. Right image is merged with DNA probe.

Immunocytochemistry/ Immunofluorescence - Anti-FH/Fumarase antibody (ab95947)

Please note: All products are "FOR RESEARCH USE ONLY. NOT FOR USE IN DIAGNOSTIC PROCEDURES"

Our Abpromise to you: Quality guaranteed and expert technical support

- Replacement or refund for products not performing as stated on the datasheet
- Valid for 12 months from date of delivery
- Response to your inquiry within 24 hours
- We provide support in Chinese, English, French, German, Japanese and Spanish
- Extensive multi-media technical resources to help you
- We investigate all quality concerns to ensure our products perform to the highest standards

If the product does not perform as described on this datasheet, we will offer a refund or replacement. For full details of the Abpromise, please visit <https://www.abcam.co.jp/abpromise> or contact our technical team.

Terms and conditions

- Guarantee only valid for products bought direct from Abcam or one of our authorized distributors