


# Anti-Fas antibody ab110021

**2 References** [画像数 3](#)

### 製品の概要

製品名	Anti-Fas antibody
製品の詳細	Goat polyclonal to Fas
由来種	Goat
アプリケーション	<b>適用あり:</b> WB, IHC-P
種交差性	<b>交差種:</b> Human <b>交差が予測される動物種:</b> Macaque monkey 
免疫原	Synthetic peptide corresponding to Human Fas aa 150-250 (internal sequence). Synthetic peptide: KTCRKHRKENQGSH , corresponding to internal sequence amino acids 197-210 of Human Fas <a href="#">Run BLAST with</a> <a href="#">Run BLAST with</a>
ポジティブ・コントロール	Human small intestine tissue, Human tonsil tissue, MOLT4 cell lysate.
特記事項	<p>The Life Science industry has been in the grips of a reproducibility crisis for a number of years. Abcam is leading the way in addressing this with our range of recombinant monoclonal antibodies and knockout edited cell lines for gold-standard validation. Please check that this product meets your needs before purchasing.</p> <p>If you have any questions, special requirements or concerns, please send us an inquiry and/or contact our Support team ahead of purchase. Recommended alternatives for this product can be found below, along with publications, customer reviews and Q&amp;As</p>

### 製品の特性

製品の状態	Liquid
保存方法	Shipped at 4°C. Upon delivery aliquot and store at -20°C. Avoid repeated freeze / thaw cycles.
バッファー	pH: 7.30 Preservative: 0.02% Sodium azide Constituents: Tris buffered saline, 0.5% BSA
精製度	Immunogen affinity purified
ポリ/モノ	ポリクローナル
アイソタイプ	IgG

## アプリケーション

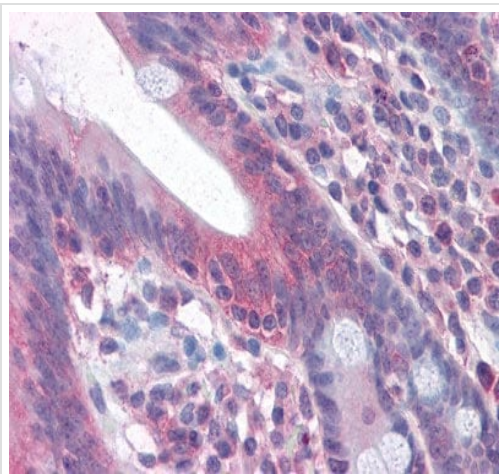
**The Abpromise guarantee** Abpromise保証は、 次のテスト済みアプリケーションにおけるab110021の使用に適用されます  
アプリケーションノートには、推奨の開始希釈率がありますが、適切な希釈率につきましてはご検討ください。

アプリケーション	Abreviews	特記事項
WB		Use a concentration of 0.1 - 0.3 µg/ml. Predicted molecular weight: 38 kDa.
IHC-P		Use a concentration of 3.75 µg/ml.

## ターゲット情報

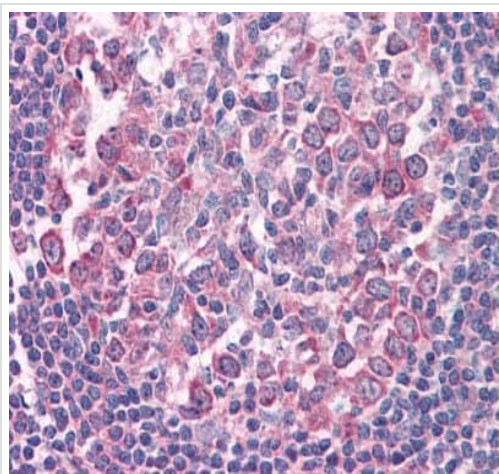
機能	Receptor for TNFSF6/FASLG. The adapter molecule FADD recruits caspase-8 to the activated receptor. The resulting death-inducing signaling complex (DISC) performs caspase-8 proteolytic activation which initiates the subsequent cascade of caspases (aspartate-specific cysteine proteases) mediating apoptosis. FAS-mediated apoptosis may have a role in the induction of peripheral tolerance, in the antigen-stimulated suicide of mature T-cells, or both. The secreted isoforms 2 to 6 block apoptosis (in vitro).
組織特異性	Isoform 1 and isoform 6 are expressed at equal levels in resting peripheral blood mononuclear cells. After activation there is an increase in isoform 1 and decrease in the levels of isoform 6.
関連疾患	Defects in FAS are the cause of autoimmune lymphoproliferative syndrome type 1A (ALPS1A) [MIM:601859]; also known as Canale-Smith syndrome (CSS). ALPS is a childhood syndrome involving hemolytic anemia and thrombocytopenia with massive lymphadenopathy and splenomegaly.
配列類似性	Contains 1 death domain. Contains 3 TNFR-Cys repeats.
ドメイン	Contains a death domain involved in the binding of FADD, and maybe to other cytosolic adapter proteins.
細胞内局在	Secreted and Cell membrane.

## 画像




Immunohistochemistry (Formalin/PFA-fixed paraffin-embedded sections) - Anti-Fas antibody (ab110021)

ab110021, staining CD95 in Human small intestine tissue by immunohistochemistry.



Immunohistochemistry (Formalin/PFA-fixed paraffin-embedded sections) - Anti-Fas antibody (ab110021)

ab110021, staining CD95 in Human tonsil tissue by immunohistochemistry.



Western blot - Anti-Fas antibody (ab110021)

Anti-Fas antibody (ab110021) at 0.1  $\mu\text{g/ml}$  + MOLT4 cell lysate (in RIPA buffer) at 35  $\mu\text{g}$

**Predicted band size:** 38 kDa

Primary incubation was 1 hour. Detected by chemiluminescence.

### **Our Abpromise to you: Quality guaranteed and expert technical support**

---

- Replacement or refund for products not performing as stated on the datasheet
- Valid for 12 months from date of delivery
- Response to your inquiry within 24 hours
  
- We provide support in Chinese, English, French, German, Japanese and Spanish
- Extensive multi-media technical resources to help you
- We investigate all quality concerns to ensure our products perform to the highest standards

If the product does not perform as described on this datasheet, we will offer a refund or replacement. For full details of the Abpromise, please visit <https://www.abcam.co.jp/abpromise> or contact our technical team.

### **Terms and conditions**

---

- Guarantee only valid for products bought direct from Abcam or one of our authorized distributors