

Anti-FAM188B antibody ab122097

画像数 5

製品の概要

製品名	Anti-FAM188B antibody
製品の詳細	Rabbit polyclonal to FAM188B
由来種	Rabbit
アプリケーション	適用あり: WB, IHC-P
種交差性	交差種: Human
免疫原	antigen sequence: LKTPRFPMV VCSESHFSIL FSLQPGLLRD WRTERLFDLYYYDGLANQQE QIRLTIDTTQ TISED TDNDL VPPELCIRT KWKGASVNWN GSD, corresponding to C terminal amino acids 662-754 of Human FAM188B. Run BLAST with Expasy Run BLAST with NCBI
ポジティブ・コントロール	IHC-P: Human kidney, prostate, and fallopian tube tissues; WB: RT 4 and U 251 MG cell line lysates.
特記事項	<p>The Life Science industry has been in the grips of a reproducibility crisis for a number of years. Abcam is leading the way in addressing this with our range of recombinant monoclonal antibodies and knockout edited cell lines for gold-standard validation. Please check that this product meets your needs before purchasing.</p> <p>If you have any questions, special requirements or concerns, please send us an inquiry and/or contact our Support team ahead of purchase. Recommended alternatives for this product can be found below, along with publications, customer reviews and Q&As</p>

製品の特性

製品の状態	Liquid
保存方法	Shipped at 4°C. Upon delivery aliquot and store at -20°C. Avoid freeze / thaw cycles.
バッファー	pH: 7.20 Preservative: 0.02% Sodium azide Constituents: 59% PBS, 40% Glycerol (glycerin, glycerine)
精製度	Immunogen affinity purified
ポリ/モノ	ポリクローナル
アイソタイプ	IgG

アプリケーション

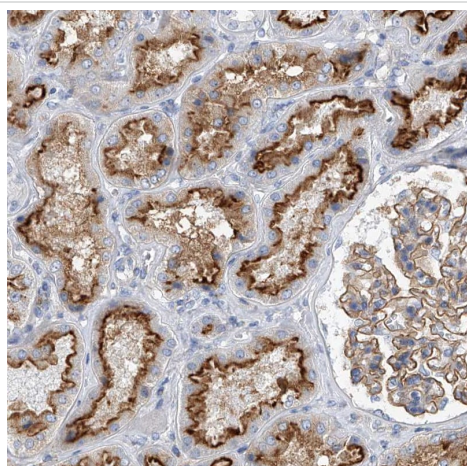
The Abpromise guarantee Abpromise保証は、次のテスト済みアプリケーションにおけるab122097の使用に適用されます
アプリケーションノートには、推奨の開始希釈率がありますが、適切な希釈率につきましてはご検討ください。

アプリケーション	Abreviews	特記事項
WB		Use a concentration of 0.04 - 0.4 µg/ml.
IHC-P		1/20 - 1/50. Perform heat mediated antigen retrieval with citrate buffer pH 6 before commencing with IHC staining protocol.

ターゲット情報

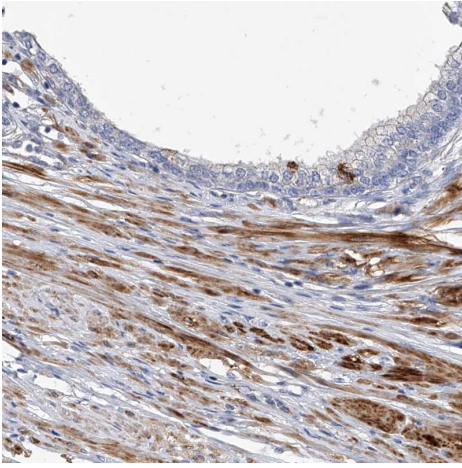
配列類似性 Belongs to the FAM188 family.

画像



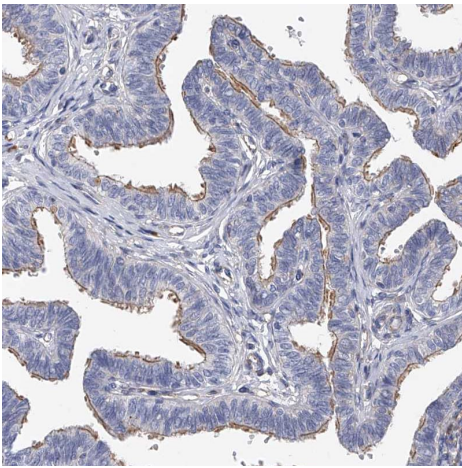
Immunohistochemistry (Formalin/PFA-fixed paraffin-embedded sections) analysis of human kidney tissue labelling FAM188B with ab122097 at 1/20 dilution. Heat mediated antigen retrieval performed with citrate buffer pH 6 before commencing with IHC staining protocol.

Immunohistochemistry (Formalin/PFA-fixed paraffin-embedded sections) - Anti-FAM188B antibody (ab122097)



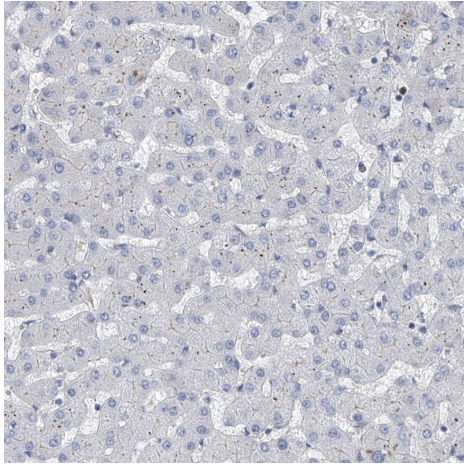
Immunohistochemistry (Formalin/PFA-fixed paraffin-embedded sections) - Anti-FAM188B antibody (ab122097)

Immunohistochemistry (Formalin/PFA-fixed paraffin-embedded sections) analysis of human prostate tissue labelling FAM188B with ab122097 at 1/20 dilution. Heat mediated antigen retrieval performed with citrate buffer pH 6 before commencing with IHC staining protocol.



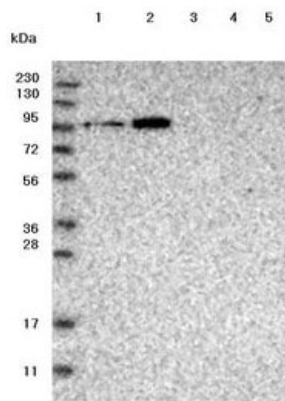
Immunohistochemistry (Formalin/PFA-fixed paraffin-embedded sections) - Anti-FAM188B antibody (ab122097)

Immunohistochemistry (Formalin/PFA-fixed paraffin-embedded sections) analysis of human fallopian tube tissue labelling FAM188B with ab122097 at 1/20 dilution. Heat mediated antigen retrieval performed with citrate buffer pH 6 before commencing with IHC staining protocol.



Immunohistochemistry (Formalin/PFA-fixed paraffin-embedded sections) - Anti-FAM188B antibody (ab122097)

Immunohistochemistry (Formalin/PFA-fixed paraffin-embedded sections) analysis of human liver tissue labelling FAM188B with ab122097 at 1/20 dilution. Heat mediated antigen retrieval performed with citrate buffer pH 6 before commencing with IHC staining protocol.



Western blot - Anti-FAM188B antibody (ab122097)

All lanes : Anti-FAM188B antibody (ab122097) at 1/250 dilution

Lane 1 : RT 4 cell line lysate

Lane 2 : U 251 MG cell line lysate

Lane 3 : Human plasma

Lane 4 : Human liver tissue lysate

Lane 5 : Human tonsil tissue lysate

Please note: All products are "FOR RESEARCH USE ONLY. NOT FOR USE IN DIAGNOSTIC PROCEDURES"

Our Abpromise to you: Quality guaranteed and expert technical support

- Replacement or refund for products not performing as stated on the datasheet
- Valid for 12 months from date of delivery
- Response to your inquiry within 24 hours
- We provide support in Chinese, English, French, German, Japanese and Spanish
- Extensive multi-media technical resources to help you
- We investigate all quality concerns to ensure our products perform to the highest standards

If the product does not perform as described on this datasheet, we will offer a refund or replacement. For full details of the Abpromise, please visit <https://www.abcam.co.jp/abpromise> or contact our technical team.

Terms and conditions

- Guarantee only valid for products bought direct from Abcam or one of our authorized distributors